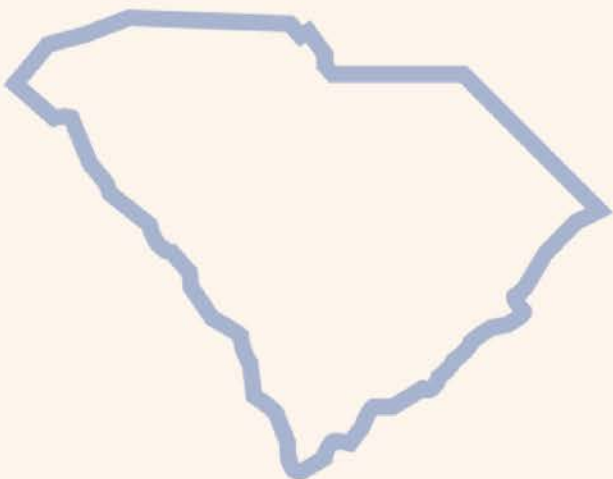


# Orders of Protection in South Carolina

Lisa Martin, Suzanne Swan, Marie Maness, Jessica Pomerantz, Piper Kroll, Emma Wilkie, Jessie Cobb



UNIVERSITY OF  
**South Carolina**

# ABOUT THE AUTHORS

---

## Lisa Martin



Lisa Martin is an Associate Professor at the University of South Carolina Joseph F. Rice School of Law, where she directs the Domestic Violence Clinic. She specializes in legal issues relating to gender-based violence, the rights of adolescents, and access to justice. Her scholarship draws from her experiences advocating for adults and adolescents who have been subjected to dating and domestic abuse, sexual assault, and stalking, and working with families living in poverty.

## Dr. Suzanne Swan

Suzanne Swan is a Professor in the Departments of Women's and Gender Studies and Psychology. She specializes in gender-based violence, especially intimate partner violence, sexual violence, and drugging (i.e., administering a drug or alcohol to someone without their knowledge or consent). The ultimate goal of Dr. Swan's research is to create knowledge that will illuminate solutions for the problem of gender-based violence and the suffering it causes.



## Marie Maness



Marie Maness is a Clinics Staff Attorney at the University of South Carolina Joseph F. Rice School of Law. She primarily works with the Domestic Violence and Youth Defender Clinics, advocating for survivors of domestic violence and children in the justice system. Prior to her work in the clinics, Marie was a Deputy District Attorney in Los Angeles where she gained experience prosecuting crimes, including domestic violence and child abuse. Through her work, Marie hopes to give underserved groups access to a fair and just legal process.

## Jessica Pomerantz

Jessica Pomerantz is a PhD candidate in Clinical-Community Psychology at the University of South Carolina. Both her clinical and research work primarily focus on gender-based violence and intimate partner violence, with a speciality in invisible forms of abuse such as coercion and manipulation. Through her work, Jessica hopes to provide support to underserved and underinsured individuals through mental health advocacy and support.



# AUTHORS CONTINUED

---

## Piper Kroll



Piper Kroll is an undergraduate student pursuing a BA in Psychology with a double minor in Criminology and Studio Arts. She is working towards a Data Analytics and Visualization Certificate and a Leadership Distinction in Research upon graduation in May 2025.

## Emma Wilkie

Emma Wilkie is an undergraduate student at the University of South Carolina Honors College pursuing a BA In Psychology and Women's and Gender Studies. She has served as undergraduate research assistant on studies that examine racial disparities in COVID-19, intimate partner violence, and Black women's experiences with COVID-19 at the intersections of race and gender. She will graduate in May 2024 and work as a registered behavioral technician with plans to pursue a graduate program in the near future.



## Jessie Cobb



Jessie Cobb is an undergraduate student pursuing a BA in Psychology with a double minor in Counselor Education and Business Administration. Jessie expects to graduate in May 2024 and further her education by pursuing her Masters of Arts with a concentration in Mental Health Counseling at the University of North Carolina at Charlotte.

# TABLE OF CONTENTS

---



<b>Acknowledgments</b>	<b>1</b>
<b>Introduction</b>	<b>2</b>
<b>Key Findings</b>	<b>3</b>
<b>South Carolina State Profile</b>	<b>6</b>
<b>Discussion</b>	<b>8</b>
<b>Appendix 1: Case Filing Rates</b>	<b>28</b>
<b>Appendix 2: Case File Data Tables</b>	<b>30</b>
Table 1: Sex of Parties	31
Table 2: Age of Parties	32
Table 3: Race of Parties	33
Table 4: Relationship of Parties	34
Table 5: Children of Parties	35
Table 6: Types of Abuse	36
Table 7: Weapons and Substance Use	37
Table 8: Order of Protection Cases Filed and Orders Granted	38
Table 9: Lawyer Representation	39
Table 10: Time from Case Filing to Order of Protection Entry	40
Table 11: Order of Protection Duration	41
<b>Appendix 3: County Profiles</b>	<b>42</b>
<b>Appendix 4: Court Forms</b>	<b>134</b>

# ACKNOWLEDGMENTS

---

**This study was made possible by the support and efforts of many in this state.**

Financial support was provided by the University of South Carolina Joseph F. Rice School of Law, the South Carolina Bar Foundation, and the University of South Carolina ASPIRE program, the Women's & Gender Studies Department Josephine Abney Faculty Fellowship, and the Nelson Mullins Riley & Scarborough Center on Professionalism.

We thank Chief Justice Donald W. Beatty, Court Administrator Tonnya Kohn, and their colleagues in S.C. Court Administration for approving this study and answering our many questions. We are grateful for the hospitality that court personnel across the state offered our team and for the time they shared, which enabled this research. We thank the South Carolina Access to Justice Commission, Chair Justice John Cannon Few, and Executive Director Hannah Honeycutt for publishing this report. We thank the UNC Greensboro Center for Housing & Community Studies for incorporating portions of the data from this study into the S.C. Access to Justice Commission's Civil Legal Needs Dashboard, and the S.C. Access to Justice Commission for supporting its inclusion.

Finally, this study would not have occurred without the dedicated efforts of the University of South Carolina Joseph F. Rice School of Law students who traveled across the state and collected, redacted, and coded this data, including: Arden Boore, Brittany Clark, Victoria Collins, Anna Gumpert, Bryan Hall, Latia Harvin, Catie Hays, Adriana Hernandez, Bailey Humphries, Antonio (Tony) Jones Jr., Mary Geer Kirkland, Taylor Grace Lagroon, Theresa Maheu, Austin Makins, Alexandria (Mya) Mays, Julia McDonald, Nicole Pares, Allison Pennington, LauraKate Roland, Scarlett Black Smith, and McKala Troxler.

# INTRODUCTION

---

South Carolina faces both a serious, enduring domestic violence problem and significant barriers preventing access to civil justice. But, until the S.C. Access to Justice Commission's recent research, little data has existed about either of these problems. This study seeks to expand this new body of access to justice research and fill the persistent gaps in data on domestic violence. It does so in this report by researching cases seeking Orders of Protection – the most widely used civil legal remedy against domestic violence in the state. This report examines Order of Protection cases filed across the state during one full calendar year: 2019. In 2019, over 3,800 Order of Protection cases were filed in South Carolina Family Courts. The study collected and researched over 3,400 of those case files.

This first report provides an initial look at these Order of Protection case files, broadly focusing on three topics. First, it offers an initial snapshot of the people involved in these cases. It examines who they were and the relationships they shared with one another. Second, it examines the abuse that brought them to the courts. Third it provides some preliminary information about how these cases fared. It documents how many Orders of Protection were granted and for how long, how often the parties were represented by lawyers, and how quickly Orders of Protection were entered. As each of South Carolina's 46 counties has its own Family Court, the report presents this data from both statewide and county-level perspectives in three formats: a narrative discussion, tables comparing data points statewide and at the county level, and profiles that bring together all data points for the state and each county. Future reports will examine these and other aspects of these cases in more detail.

# KEY FINDINGS

---

## THE PEOPLE

The amount we know about the parties depends upon where in the state petitioners seek help, as some counties record little demographic information about petitioners.

The vast majority of cases are filed by women against men.

Most petitioners and respondents are 25-44 years old.

People are more likely to seek protection against current rather than former spouses.

Statewide, a somewhat higher number of people seek protection against spouses than against cohabitants, but this varies widely at the county level.

Nearly half of parties report sharing children in common; most of these have young children, 0-10 years of age.

Dating partners who have not shared a residence are not eligible to seek Orders of Protection to protect themselves from abuse in South Carolina.



# KEY FINDINGS

---

## THE ABUSE

The vast majority of petitioners (81%) report experiencing multiple types of abuse.

Petitioners understandably most often report physical abuse (67%) and threats to kill or harm the petitioner (50%), as these are the types of abuse that qualify for relief. In addition, 18% of petitioners report being strangled, 19% report their property being destroyed, 10% report being subjected to violence within or involving a vehicle, and 6% report threats being made to kill or harm their children.

Nearly one in four petitioners report being stalked.

Petitioners tend not to report sexual abuse.

Petitioners report experiencing certain types of abuse more often in some counties than in others.





# KEY FINDINGS

---

## THE PROCESS

How likely people are to seek an Order of Protection varies by where they live.

Lawyers are rare in Order of Protection cases.

The speed with which petitioners are protected depends upon where they file their case.

South Carolina is the only state that does not offer petitioners temporary Orders of Protection to protect them between the time of filing and the hearing in their case.

Less than half of cases result in an Order of Protection.

The length of time petitioners are protected depends upon where they file their case.



# SOUTH CAROLINA



## STATE PROFILE

3,451

CASES COLLECTED

1,572

ORDERS OF PROTECTION GRANTED

## DEMOGRAPHICS

### SEX

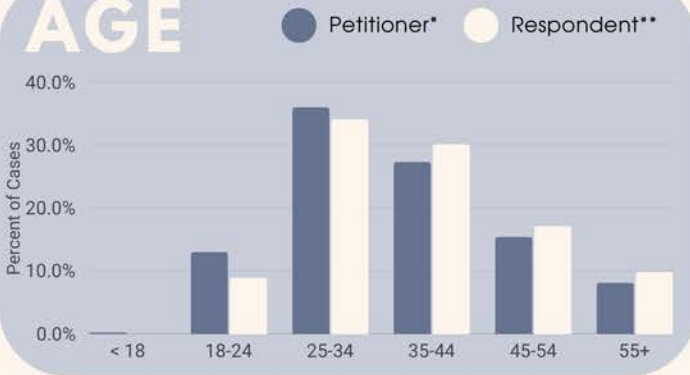


Petitioners\* were female

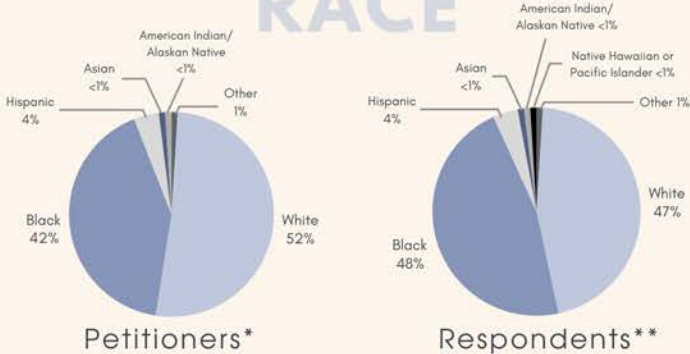


Respondents\*\* were male

### AGE



### RACE



## RELATIONSHIP OF PARTIES



Current Spouse



Former Spouse



Family

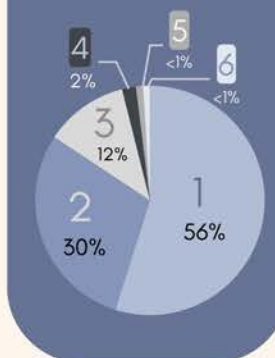


Lived together, never married

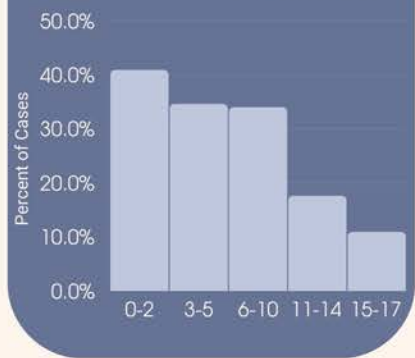


Co-Parents

### Number of Mutual Children



### Ages of Children



\*69% of files had petitioner sex data, 76% of files had petitioner age data, and 61% of files had petitioner race data

\*\*99% of files had respondent sex data, 97% of files had respondent age data, and 98% of files had respondent race data



Respondent used or had access to a weapon

## Lawyer Representation

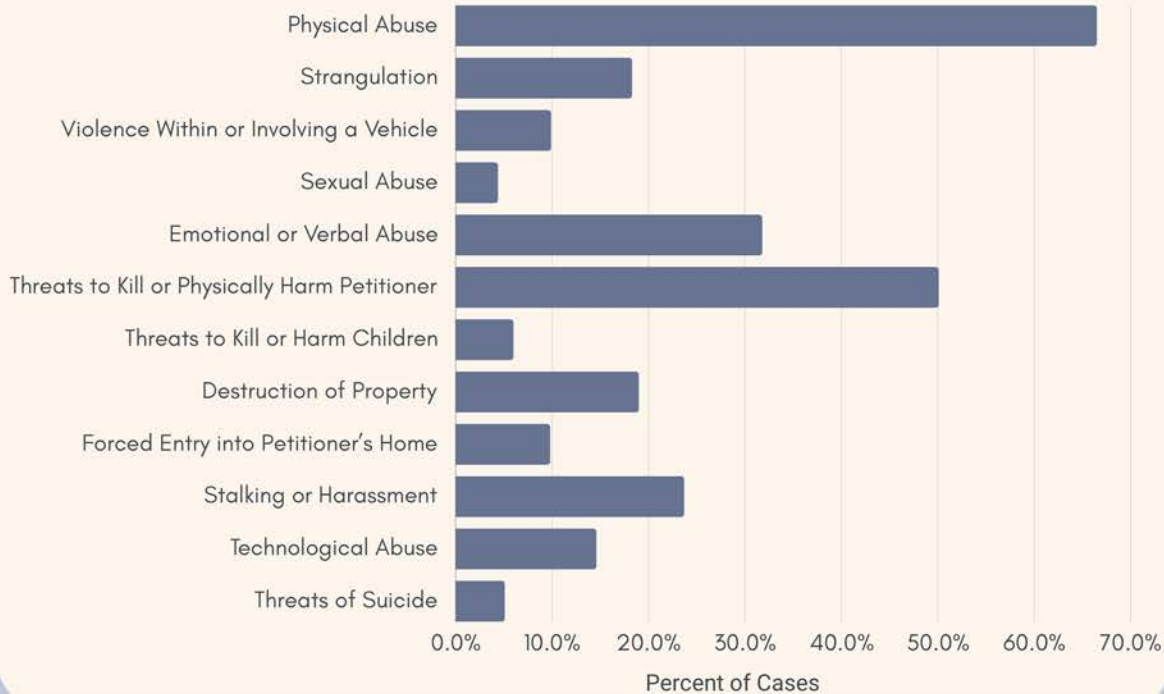
13% Petitioner Only Represented

6% Both Parties Represented

7% Respondent Only Represented

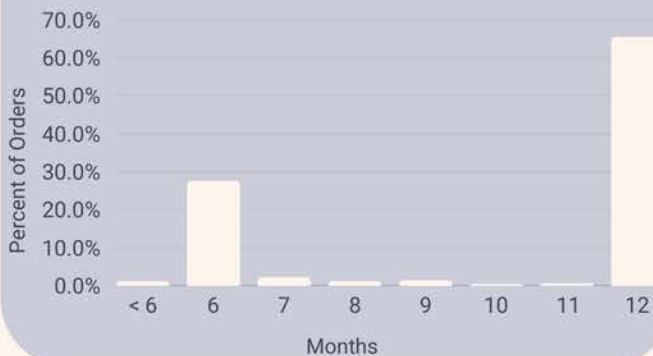
75% Neither Party Represented

## Type of Abuse



81% of Petitioners reported more than one type of abuse.

## Duration of Order of Protection

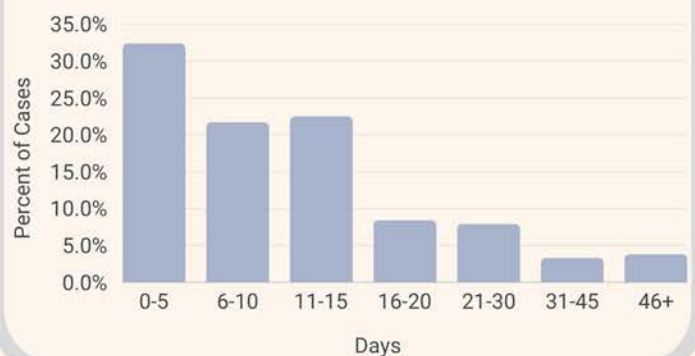


14% Respondent was intoxicated and/or had a substance use problem

14 days

Average time between filing and entry of an Order of Protection

## Days Between Filing and Entry of Order of Protection



# DISCUSSION

---

## Domestic Violence

National studies show that South Carolina has a devastating and pervasive domestic violence problem. South Carolina has been among the top 10 states with the highest rate of femicide (women murdered by men) during 23 of the past 25 years, ranking number-one on four occasions.<sup>i</sup> In 2019, South Carolina was sixth on that list with 57 cases of femicide, most occurring against intimate partners.<sup>ii</sup>

South Carolina's female residents also experience some of the highest rates of stalking, sexual assault, and violence by intimate partners.<sup>iii</sup> Black women in South Carolina disproportionately suffer from this conduct. They are murdered by men at over twice the rate of white women,<sup>iv</sup> and they are over 20% more likely to have experienced physical violence, sexual violence, and/or stalking by an intimate partner in their lifetime. Notably, white women also endure this conduct at high rates, with 41% reporting lifetime experiences with this violence.<sup>v</sup>

People experiencing domestic violence in South Carolina may not have access to information about legal remedies; for those who do take legal action, they may not have access to anyone who can help them with the process. County level resources to address domestic violence and assist people with legal problems vary widely and are particularly scarce in rural communities.<sup>vi</sup> As one example, South Carolina has the fewest civil legal aid attorneys (relative to the population they serve) of any state,<sup>vii</sup> and is among the bottom three states having the fewest lawyers of any kind.<sup>viii</sup>

In 2015, the South Carolina Governor's Task Force on Domestic Violence identified the general lack of data about domestic violence in the state as hindering its response, advising that "[t]he State must know the breadth and scope of domestic violence accurately in order to address the problem comprehensively."<sup>ix</sup> The lack of Orders of Protection data, in particular, inhibited the Governor's Task Force from assessing the need for law and process reforms.<sup>x</sup> This research project responds to this need for data.

## Orders of Protection

Orders of Protection are an important source of help for South Carolinians experiencing domestic violence. Orders of Protection are one of the four types of civil protection orders available in the state, and the most widely used.<sup>xi</sup> Civil protection orders were created in all 50 states in the 1970s and 1980s to offer fast, accessible, comprehensive, and enforceable protections that people subjected to domestic violence could seek outside of the criminal justice system. The Protection from Domestic Abuse Act governs Orders of Protection in South Carolina.

Orders of Protection are available from South Carolina Family Courts to protect people who have been subjected to acts or threats of physical and sexual abuse by current or former spouses, current or former cohabitants (intimate partners sharing a residence), and people who share a child in common (“co-parents”). Orders of Protection are also available to people who have been subjected to sexual abuse by family members.<sup>xii</sup> The people seeking protection in these cases are referred to as “petitioners.” Those against whom protection is sought are called “respondents.” Importantly, people in a dating relationship who have not lived together and people suffering from stalking, harassment, and other forms of abuse (beyond physical, sexual, and threats to kill or harm) do not qualify for an Order of Protection in South Carolina.<sup>xiii</sup>

Orders of Protection are civil legal remedies. Unlike criminal prosecutions, which are brought by the State after an arrest, petitioners decide whether to file Order of Protection cases, what evidence to present, and what relief to request. At the hearings scheduled in these cases, petitioners must prove that they qualify for protection. Petitioners may take these steps with or without assistance from a lawyer, a domestic violence advocate, or a law enforcement victim advocate.<sup>xiv</sup> There is no right to appointed counsel in civil cases, including Order of Protection cases, so petitioners and respondents who want legal assistance must retain a lawyer from private practice or an organization that provides free legal services.

If granted, Orders of Protection must last for at least six months, and may be entered for up to one year.<sup>xv</sup> Courts can grant the petitioner a wide range of remedies within Orders of Protection.<sup>xvi</sup> These can include orders that the respondent not harm, come near, or contact the petitioner, and not possess a firearm. In addition, courts can include orders protecting children and pets, temporarily awarding possession of a shared residence, personal property, and pets, allocating custody, visitation, and financial and child support, and addressing other concerns.

## The Need for Data

Until now, very little information has existed about how the Order of Protection remedy works in practice and whether it is sufficient to address the problem of domestic violence in the state.

Order of Protection files contain important information about the people who seek protection from domestic violence from the Family Courts, what happens to them, what help they receive, what remedies they are seeking, and how their cases resolve. Because the Order of Protection process is led by petitioners, the case files present their stories of their experiences. These files also provide important information about South Carolina’s counties because the cases must be brought in the county where the abuse occurred, one of the parties resides, or the parties last resided together.

This report aims to begin to fill this information gap and provide an initial look at the Order of Protection remedy, broadly focusing on the people involved in these cases, the abuse that brings them to the courts, and the process that follows the filing of their cases.

## Methodology

This study sought to collect and research all case files seeking Orders of Protection from South Carolina Family Courts during one full calendar year: 2019.

South Carolina Court Administration provided the file numbers for each case reported by county clerks to have been filed under one of three Notice of Action codes: 410, 420, and 499.<sup>xvii</sup> Court Administration initially identified 3,830 Order of Protection cases filed under these codes in 2019 across the state's 46 counties.

Because these case files are predominately stored locally and on paper, researchers traveled throughout the state to collect, scan, and redact confidential and personally identifying information from the files. Court clerks made the files available to the research team. Researchers ultimately collected files from 45 out of 46 Family Courts. The total number of files the research team collected from each county sometimes varied from the counts provided by S.C. Court Administration. These variances have several possible sources, including mistakes in and omissions from reports to S.C. Court Administration, and files being used or stored elsewhere in the courthouse during collection. Due to these variances, with one exception (the rates at which people file cases seeking Orders of Protection, examined in **Figure 1**), the study evaluates case characteristics in relation to the number of cases collected by the research team as opposed to the number of cases reported by S.C. Court Administration. The number of Order of Protection cases reported to be filed in 2019 by S.C. Court Administration as well as the number of cases the research team collected statewide and for each county is presented in **Table 8**. In two counties (Barnwell, Fairfield) we collected fewer than 50% of files reported by S.C. Court Administration.

Once confidential and identifying information was redacted from the files, the research team coded data from individual files using an electronic survey tool. Case files contain a range of documents, which may include, among others: Family Court Coversheet, Petition for Order of Protection, Motion and Affidavit for Emergency Hearing, Party Information Sheet, Short Form Financial Declaration, Summons, Subpoenas, Affidavits of Service or Non-Service, Notice of Attorney Appearance, Order of Continuance, Temporary Restraining Order, Order of Protection, Order Denying Relief, Rule to Show Cause Motion, Notice and Motion to Extend Order of Protection, Motion and Order for Dismissal, No Adverse Contact Orders, Police Incident Reports, and other evidence.

Researchers reviewed these documents and coded more than 40 variables in each case file. For reference, **Appendix 4** contains three Order of Protection court forms critical to our research.

## Findings

Broadly, we find that the Order of Protection process is highly localized. Nearly every metric we studied shows patterns at the local level that vary from state averages. Indeed, as **Figure 1** shows (**Appendix 1**), the frequency with which people seek Orders of Protection varies widely from county to county. Statewide the Order of Protection filing rate per one thousand residents is .74, whereas county filing rates range from .05 to 3.59.

Below we discuss the three core topics evaluated in this report: the people, the abuse, and the process. We discuss the sources of and context for our data and briefly summarize our findings on specific points relating to each core topic studied. In **Appendix 2** we present **Tables 1-11** comparing county rates with state averages for each data point. In **Appendix 3** we present profile sheets presenting the full data set for each county. Thanks to the partnership of the South Carolina Access to Justice Commission, several of these data points have been incorporated into the [South Carolina Civil Legal Needs Dashboard](#), which includes a wealth of information about South Carolina's counties and the accessibility of civil justice across the state. This inclusion allows for a contextualized understanding of county Order of Protection case patterns alongside many other county demographic and civil justice metrics.

# The People

## Demographics (Tables 1-3)

Where possible, we tracked the sex, age, and race of the petitioner and respondent in each case. Respondent sex, age, and race information is requested on several forms routinely included in the case files, including the Petition for Order of Protection and Order of Protection forms published by the South Carolina Supreme Court, as well as Party Information Sheets used by some counties. As a result, we report this information for respondents in most counties. The availability of petitioner sex, age, and race information varied widely. Only petitioner age information is requested on the Order of Protection form, not sex or race. No petitioner demographic information is requested on the Petition form. Party Information Sheets used by some counties include petitioner information; others do not. Law enforcement incident reports included in case files sometimes contain this information. Sometimes petitioners' sex could be identified from pronouns used in Petition narratives. Researchers relied on incident reports and Petition narratives for demographic information only where it was not specified on court forms.

In the county profiles in **Appendix 3**, we report these data points for each county in which at least 50% of case files contained the information for the relevant party. We report petitioner sex in 69% of counties, age in 76% of counties, and race in 61% of counties. Because the rates at which the files contain this information vary widely across counties, especially for petitioners, we report the percentage of case files from which our statistics derive. In the tables in **Appendix 2**, we report all information we have on these data points for each county, along with the percentage of case files containing this data.

### *Sex (Table 1)*

Statewide, 91% of petitioners are female, and 91% of respondents are male. In all counties that recorded sex data for at least 50% of petitioners except one (Hampton), the majority of petitioners were female and the majority of respondents were male.

### *Age (Table 2)*

Statewide, most petitioners and respondents are between ages 25–44. Petitioners tend to be a bit younger than respondents; the average age of petitioners is 37, and the average age of respondents is 38.

### *Race (Table 3)*

Statewide, most petitioners are white (52%) or Black (42%). A smaller number of petitioners are Hispanic (4%) or other races. The same pattern largely holds for respondents: most are white (47%) or Black (48%), with a smaller number Hispanic (4%) or other races.

## **Relationships (Tables 4-5)**

To be eligible for an Order of Protection, petitioners must share one or more qualifying relationships with a respondent. Qualifying relationships include current and former spouses, co-parents (people who share a child in common), current and former cohabitants (intimate partners who have lived together), and family members (if the petitioner has been subjected to sexual abuse). Petitioners must identify their relationships with respondents on the Petition for Order of Protection form. Some parties share more than one qualifying relationship. For consistency across case files, we tracked parties' relationships only according to the relationships reported by petitioners on the Petition.<sup>xviii</sup>

To account for these differences and distinguish parties who identify as having been married from parties who identify as cohabitants alone, we established a distinct party relationship category: lived together, never married. We created this category by compiling all cases in which petitioners indicated they were current or former cohabitants of respondents and then filtering out cases in which petitioners also identified as current or former spouses of respondents.



The “family” category was rarely used by petitioners in the files we studied (2% statewide), but the Protection from Domestic Abuse Act permits people who have been subjected to criminal sexual offenses by family members to seek Orders of Protection. The version of the Petition form published in February 2016 included a box for “household or family members pursuant to SC Code Section 20-4-20(a)(2),” which refers to this sexual offense category:

4. That the abuser and the victim (check one or more):

<input type="checkbox"/>	are husband and wife	<input type="checkbox"/>	were formerly husband and wife
<input type="checkbox"/>	have a child/children in common, who is/are: _____		
<input type="checkbox"/>	are living together	<input type="checkbox"/>	were formerly living together
<input checked="" type="checkbox"/>	are household or family members pursuant to S.C. Code Section 20-4-20(a)(2)		

Neither this box nor any other relating to family members appears on the Petition form published in March 2019:

4. That the Respondent and the Petitioner (check one or more):

<input type="checkbox"/>	are spouses	<input type="checkbox"/>	were formerly spouses
<input type="checkbox"/>	have a child/children in common, who is/are: _____		
<input type="checkbox"/>	are cohabiting	<input type="checkbox"/>	formerly have cohabited

The March 2019 version of the Petition form was used in nearly 60% of the cases studied; its use varied widely between and within counties. The lack of a means to identify a family relationship on the March 2019 Petition may obscure the true frequency with which petitioners sought protection against a family member.

Statewide, many petitioners and respondents were current spouses (41%) or former spouses (5%). Another 37% were current or former cohabitants who had never married. Spousal and cohabitant (“lived together, never married”) relationships varied at the county level.

### Children (Table 5)

We tracked the numbers and ages of children shared by the parties when such information was included on the Petition. Petitioners who report sharing children with respondents do not always include further information about their children on their Petitions. Often only petitioners who request temporary orders of custody, visitation, or child support or other protections for children include such information. Because of these variations, we report the percentage of cases collected containing the information studied in **Table 5**. Additionally, because petitioners often report the ages of multiple children, the total percentages of children’s ages reported in **Table 5** exceed 100%.

Looking at the state as a whole, 50% of petitioners report having children in common with respondents, with most parties sharing one child. Within the subset of cases in which the parties shared children and we could determine the children’s ages, most children were aged 10 and younger, with 41% ages 0-2, 35% ages 3-5, and 34% ages 6-10. Most counties shared these characteristics, with some local variations.

## The Abuse

To be eligible for an Order of Protection, petitioners must prove that the respondent committed qualifying conduct against them.<sup>xix</sup> Petitioners seeking protection against a spouse, co-parent, or cohabitant must show the respondent caused or threatened physical harm or committed sexual criminal offenses against them. Petitioners seeking protection against a family member must show the respondent committed sexual criminal offenses. Respondents are not required to file an Answer to the Petition, and they rarely do so. As a result, the case files typically do not present the respondent’s version of events. The data evaluated in this section describes solely the petitioners’ descriptions of what happened to them.

Petitioners provide widely varying amounts of information about the abuse they experience including with regard to the number of events described and the timeframe and details of each event. The Petition for Order of Protection form provides petitioners with only one line on which to describe their experiences:<sup>xx</sup>

5. The abuse happened at \_\_\_\_\_ (address/location) on \_\_\_\_\_ (date), at \_\_\_\_\_ (time) (  a.m./ p.m.) when \_\_\_\_\_ (Name of person causing abuse) did this: \_\_\_\_\_.

Visually, this may suggest that petitioners should be very brief in these descriptions. A variety of county-level practices have arisen to overcome the lack of space for narrative on the Petition. Some counties provide petitioners with a blank page formatted as an addendum to Petition question 5, on which they can write a longer description of events. In others, all petitioners complete the Motion for Emergency Hearing form, which includes several blank lines for narrative descriptions. In still others, petitioners frequently state “see attached” in response to Petition question 5 or within the Motion for Emergency Hearing to adopt another document with information about the abuse as their description of the abuse. Petitioners often submit personal statements, law enforcement incident reports, and victim-witness statements provided to law enforcement for this purpose. Whether petitioners submit additional information and the types of information they submit seems to depend upon the types of assistance they receive preparing their Petitions. We will further investigate assistance given to petitioners and respondents and its impact on Order of Protection proceedings in a future report.

Researchers tracked petitioners' descriptions of their experiences in three ways. First, they categorized the types of abuse that petitioners experienced. These categories include the general categories of abuse that qualify for the issuance of an Order of Protection (physical abuse, threats of harm, sexual abuse), as well as specific types of conduct that research has shown to be associated with risks of lethality (strangulation, threats of suicide), and specific conduct that emerged as recurring in early file reviews (violence within or involving a vehicle). Additionally, these categories include conduct that falls within commonly accepted definitions of domestic violence but does not qualify for an Order of Protection (stalking or harassment, forced entry into petitioner's home, technological abuse, emotional or verbal abuse, destruction of property).<sup>xxi</sup>

Second, researchers tracked whether the petitioner alleged that the respondent used or threatened to use a firearm or other weapon during an incident, or that the respondent had access to a firearm or other weapon. Third, researchers tracked whether the petitioner alleged that the respondent was intoxicated during an incident or that the respondent had a substance use problem. Because the Petition form does not ask petitioners about weapons or substance use, these factors may be especially underreported.

In tracking these descriptions, researchers relied solely on information petitioners included on the Petition or the Motion for Emergency hearing and any addendum or other document adopted into these by stating "see attached." For consistency across files, researchers did not rely on other information included in case files about the conduct at issue because they could not determine whether that information was consistent with the petitioner's experience of the events.

For several reasons, we suspect that experiences of abuse are likely underreported by petitioners in these cases. First, our experience suggests that petitioners' narratives often include the experiences that most readily come to mind and that they feel comfortable reporting at the time they are filing the case. Our experience is that petitioners often avoid disclosing certain types of abuse, like sexual assault, that they might find particularly embarrassing or shameful, and they may have trouble clearly remembering incidents prior to the most recent events. Second, the lack of space on the Petition to describe abuse may suggest that petitioners should be very brief in these descriptions and may discourage them from reporting more than the most recent incident. Finally, we know from our research and practice experience that petitioners receive different information about what to include in their Petition narratives from different sources, which might influence what they choose to share.

## *Types of Abuse (Table 6)*

Most petitioners (81%) reported more than one type of abuse. The majority of petitioners reported experiencing physical abuse (67%). Some of the physical abuse described in the Petitions was extreme. The physical abuse included biting; hitting; kicking; shoving into walls, furniture, and down stairs; attempted drowning; hair-pulling or dragging petitioners by their hair; spitting on petitioners; pouring or spraying chemicals on petitioners; urinating on petitioners; tearing petitioners' clothes off; abusing petitioners in front of their children and even enlisting children in the abuse; squeezing a petitioner's head until her nose bled; hitting pregnant petitioners in the stomach; and trying to pull a petitioner's tongue out of her mouth. Weapons were used in some incidents as described below.

Eighteen percent of petitioners reported strangulation. Petitioners also reported smothering (putting a pillow on petitioner's head while she was sleeping; covering petitioner's face with a blanket so she could not breathe; suffocation by covering petitioner's nose and mouth), shoving items down a petitioner's throat, and putting a hand down petitioner's throat to stop her from screaming. Some petitioners also reported strangulation of children and pets.

One in 10 petitioners alleged that the respondent used a vehicle to harm them, or that the respondent used violence within a vehicle. Examples of such violence include trying to hit or run over petitioners with a car; hitting petitioners' cars with respondents' cars while petitioner and/or children were inside; punching petitioners in a moving car; shoving petitioners out of cars; running over pets; lighting things on fire in cars; throwing lit cigarettes inside cars; and reckless driving. Some petitioners also described violence to or involving vehicles, including tampering with petitioners' vehicles so they would not start, and trying to push the petitioner into traffic.

Injuries reported by petitioners included concussions, fractures, broken bones, black eyes and other bruises, collapsed lung, tears to kidneys, chipped and knocked out teeth, cuts, hemorrhages in eyes from strangulation, broken noses, broken glass in petitioner's face, burns, cuts, and stab wounds.

Relatively few petitioners reported experiencing sexual abuse (4%). The rate at which petitioners reported sexual abuse in Petitions is far lower than prior studies have found South Carolina residents to have experienced sexual abuse within relationships involving intimate partner violence.<sup>xxii</sup> Practice experience suggests that petitioners avoid reporting sexual abuse in Order of Protection cases where they also have experienced acts and threats of physical abuse since these experiences alone are sufficient to justify the issuance of an order.

Some petitioners also described physical, emotional, and sexual abuse of children, as well as physical abuse of other family members and pets.

Half of petitioners reported the respondent threatened to physically harm or kill them. Threats included to kill petitioners and others; to blow up or burn down their home; to harm children, family members, friends, co-workers, and pets; and to kidnap children. Some petitioners reported respondents made threats of suicide or self-harm.

It is notable that petitioners consistently reported types of abuse in these narratives that might not qualify for protection under the Protection from Domestic Abuse Act. Emotional or verbal abuse was commonly reported by petitioners (32%). Among other things, this included respondents isolating petitioners from friends and family, and controlling and withholding money for food, rent, and other bills. Petitioners also reported being kidnapped, being locked up in their rooms or homes and not permitted to leave, being locked out of their homes, and having their phones taken and broken so they could not call for help.

Almost one in four petitioners (24%) reported stalking or harassment. Examples of stalking and harassment include calling the petitioner's job to make threats or try to get them fired; showing up at petitioners' work or homes; showing up in a petitioner's yard with a knife and refusing to leave; enlisting other people to harass petitioners; placing trackers on petitioners' cars; calling hundreds of times a day; threatening to leave drugs on petitioner's property; turning off power in petitioner's home; and leaving threatening voicemails. Some petitioners reported that respondents also harassed and threatened their family members, friends, and employers.

Almost one in five petitioners reported their property was destroyed (19%). Often, this was the petitioner's phone. One in 10 petitioners reported the respondent forcibly entered their homes, with some also reporting theft of their phones, money, property, medications, important documents such as driver's license, car or car keys, tools, wallets, or pets. Petitioners also reported respondents urinating on their belongings and arson, including burning down a petitioner's home.

Fifteen percent of petitioners reported technological abuse, including behaviors such as posting petitioners' videos and texts online; posting or threatening to post nude photographs of the petitioner; sending nude photographs to petitioners' family members and employer; harassment on social media; demanding passcode to petitioners' phones; hacking into petitioner's accounts; and sending threatening texts.

Just as with other factors studied, county level patterns emerged regarding the types of abuse petitioners report experiencing. For example, two in five petitioners in Cherokee and Dillon counties reported having been strangled, all petitioners in Saluda and nearly half in Kershaw reported being stalked, and nearly half of petitioners in Marlboro and one in four in Oconee reported being subjected to violence involving or within a vehicle.

### *Weapons (Table 7)*

Almost one in five petitioners (19%) alleged that a weapon was involved in an incident of abuse. In an additional 5% of cases, a weapon was not involved in a reported incident, but the petitioner reported the respondent had access to a weapon.

More than half of the weapons reported were firearms. Petitioners described respondents holding petitioners, and sometimes their children and other family members, at gunpoint; firing guns at or near petitioners and family members; shooting up the petitioner’s home; and sitting outside the petitioner’s home with a gun. Knives were also used, with petitioners reporting behaviors such as being held at knifepoint, being chased with a knife, and being stabbed. Other objects used as weapons included cans, chairs, torches, bricks, golf clubs, screwdrivers, books, keys, bats, bottles, lit cigarettes, hammers, and scissors.

At the county level, the rates at which petitioners reported respondents used weapons in incidents of abuse or had access to weapons ranged from 0-67%. At least one in four petitioners reported weapon involvement or access in 19 counties.

### *Substance Use (Table 7)*

In 15% of cases statewide, petitioners reported the respondent was intoxicated during an incident of abuse or had a substance use problem. The majority of such cases indicated alcohol consumption; other drugs included meth, cocaine, ecstasy, heroin, marijuana, and prescription drug misuse (e.g., Klonopin, Xanax). Petitioners reported respondents coming to their homes intoxicated and violent; using drugs around children; being high around children; and driving intoxicated with children.

At the county level, petitioner reports of respondent intoxication or problems with substance use ranged from 0-100%. In 13 counties, at least one in five petitioners reported respondent intoxication or problems with substance use.



# The Process

## *Case Filing Rates (Figure 1)*

According to Court Administration's records, a total of 3,830 Order of Protection cases were filed statewide in 2019. The statewide rate of cases filed per 1,000 residents was .74/1000 (**Figure 1, Appendix 1**). Filing rates per 1,000 residents varied widely by county. Eleven counties had very low Order of Protection case filing rates, in the bottom 25th percentile for all counties and well below the state average: Abbeville, Allendale, Beaufort, Calhoun, Chester, Hampton, Marlboro, McCormick, Pickens, Saluda, and York. Twenty-three counties fell in the middle, around the state average. Twelve counties had exceptionally high filing rates, well above the state average: Anderson, Clarendon, Colleton, Dillon, Fairfield, Florence, Greenwood, Kershaw, Marion, Orangeburg, Sumter, and Union. Marion county was an outlier with an extraordinarily high filing rate of 3.59 Order of Protection cases filed per 1,000 residents, over 4.5 times the state average.

## *Cases Collected (Table 8)*

The "Order of Protection cases collected" numbers included in **Table 8** (and others) reflect the total number of Order of Protection case files our research team collected and studied from each county. We collected a total of 3,451 Order of Protection case files from 45 counties during the course of our research. Files collected ranged from 0 in Berkeley county (which declined to participate in the study) to 410 in Charleston. In some counties, we collected fewer files than the total initially identified by S.C. Court Administration. In two counties (Barnwell, Fairfield), we collected fewer than 50% of identified files; we noted this low collection rate on the profiles for these counties. **Table 8** shows the number of files reported by Court Administration and the number of files collected in each county.

## *Orders of Protection Granted (Table 8)*

This number shows the total number of Orders of Protection granted by Family Courts within the cases we collected. 1,573 Orders of Protection were granted statewide (46%) within the 3,451 cases collected. At the county level, the number of Orders of Protection granted ranged from 0 in Allendale, Calhoun, and Hampton counties, to 154 in Charleston county.

Cases in which Orders of Protection were not granted resolved in a wide range of ways, including but not limited to through: dismissal for lack of service, by party consent, on other procedural grounds, or as a result of petitioners failing to appear; entry of restraining, no adverse contact, and other orders, and denials. We will examine these outcomes in more detail in a future report.

## *Lawyer Representation (Table 9)*

Parties in Order of Protection cases have no right to have a lawyer appointed by the court, but they may hire a lawyer to represent them. The availability of legal representation varies widely by county.<sup>xxiii</sup> In nearly all counties, the vast majority of petitioners and respondents are not represented by a lawyer in Order of Protection cases. In a few counties, many petitioners are represented by lawyers working with anti-violence and legal services organizations. In future reports, we will examine the range of assistance parties receive in Order of Protection cases, including from lawyers, domestic violence advocates, and law enforcement victim advocates, and how that assistance impacts the proceedings. In this report, we document the frequency with which petitioners and respondents are represented by lawyers.

Evidence that a party is represented by a lawyer is found in several places in an Order of Protection file. Lawyers typically file notices with courts entering their appearance in a case and sign any documents they file on behalf of a client. Because of the speed with which Order of Protection cases proceed, lawyers do not always file notices or other documents in these cases. Where case files lacked notices of appearance and lawyer signatures, researchers looked to court orders, Family Court coversheets, and file notes for additional evidence of lawyer representation. The Order of Protection form includes space for the court to identify lawyers in the case; other court orders typically do the same. Importantly, researchers only tracked the involvement of lawyers in each case until a final order was entered in the case.<sup>xxiv</sup> In a small number of cases, lawyers entered appearances in connection with proceedings that occurred after a final order was entered, typically to address motions for a rule to show cause (for violations). We did not count these post-final order lawyer appearances in this report.

Statewide, no lawyers appeared in three out of four cases--neither the petitioner nor the respondent had legal representation. Eighteen percent of petitioners were represented by lawyers statewide, compared to 12% of respondents. In several counties, no parties were represented by lawyers (Abbeville, Allendale, Barnwell, Calhoun, Chester, Fairfield, Hampton, Saluda). In a few others, no petitioners were represented by lawyers, whereas some respondents were represented (Colleton, Fairfield, Lee, Marion, Marlboro). In McCormick, no respondents were represented by lawyers, but one petitioner was. The counties with the highest lawyer representation for petitioners (including cases in which only the petitioner was represented and both parties were represented) included Lexington, Horry, Georgetown, and Beaufort (all above 60%). The counties with the highest lawyer representation for respondents (all above 20%) included Beaufort, Lexington, Georgetown, and Pickens.



## *Timeframe from Filing to Order of Protection Entry (Table 10)*

Order of Protection cases are meant to move quickly. Speed matters in these cases because filing a case for an Order of Protection announces a petitioner's desire to separate, and separation is the most dangerous time in an abusive relationship.<sup>xxv</sup> Ordinarily, hearings in Order of Protection cases must be scheduled within 15 days of filing.<sup>xxvi</sup> Under this "standard" process, an Order of Protection hearing can go forward on the day scheduled if the respondent is served with notice of the case at least five days in advance. Petitioners can ask courts to address their cases more quickly by scheduling an "emergency hearing." If the court finds "good cause" to do so,<sup>xxvii</sup> it may schedule the emergency hearing to occur within 24 hours after the respondent is served with notice of the case.

During the time period between filing and the hearing, petitioners remain unprotected while respondents are notified about the case (and effectively, about the petitioner's intention to separate). Petitioners are left exposed in this way because South Carolina is the only state that does not offer petitioners Temporary Orders of Protection to protect them from respondents between the time when a case is filed and the final hearing in the case. The only tool the Protection from Domestic Abuse Act grants courts to protect petitioners during this time is acceleration: when asked to do so in appropriate cases, courts can reduce the time between when a respondent learns of the case and the court issues a ruling.

In future reports, we will investigate the emergency hearing process and its outcomes and how they compare to the standard (15 day) process throughout the state. In this report, we examine a first aspect of these topics: the average length of time between the filing of a case and the entry of an Order of Protection. Importantly, the length of time it takes to resolve each case varies depending on how quickly the petitioner asks the court to act, how quickly courts schedule hearings, how quickly the respondent is located and served with notice of the case, and many other factors.

Among the 1,571 cases in which an Order of Protection was granted statewide, the timeframe between the filing of a case and the entry of an Order of Protection ranged from 0 to 380 days, with 32% of Orders of Protection entered in 0-5 days, 22% entered in 6-10 days, 23% entered in 11-15 days, 8% entered in 16-20 days, and 15% entered in 21 days or more.

These timeframes varied widely at the county level. In practice, this meant that in some counties, most petitioners were protected in five days or fewer, whereas in others most petitioners were protected in 21 days or more. In counties in which more than 10 Orders of Protection were granted, the percentage of Orders entered in 0-5 days ranged from 0% to 75%, in 6-10 days ranged from 0% to 65%, in 11-15 days ranged from 4% to 49%, in 16-20 days ranged from 0% to 31%, and in 21 days or more ranged from 0% to 54%.

## Order of Protection Duration (Table 11)

Orders of Protection may be entered for six months to one year. The court has the discretion to decide for how long a petitioner should be protected within this range. In future reports, we will examine this and other remedies petitioners request and courts order in more detail.

Among the 1,571 cases in which an Order of Protection was granted statewide, the duration for which Orders of Protection were entered ranged from 13 days to 12 months, with 1% entered for less than 6 months, 28% entered for 6 months, 2% entered for 7 months, 1% entered for 8 months, 1% entered for 9 months, less than 1% entered for 10 and 11 months, and 65% entered for 12 months.

These durations also varied widely at the county level. In some counties, most petitioners were protected for one full year, whereas in others most petitioners were protected for only half of that time. In counties in which more than 10 Orders of Protection were granted, the percentage of Orders entered for a period of less than 6 months ranged from 0% to 8%, Orders entered for 6 months ranged from 6% to 59%, Orders entered for 7, 8, or 9 months from 0% to 32%, 10 months or 11 months from 0% to 17%, and 12 months from 24% to 94%.

## Limitations

The extent to which we were able to answer our research questions depended upon the contents of the case files, which sometimes vary across counties and sometimes are incomplete. Counties differ, for example, in whether and to what extent they collect demographic information about petitioners, keep case notes, and provide petitioners with forms that offer additional space to describe their experiences beyond the one line on the Petition. In addition, some files were missing pages of certain documents, which prevented a full understanding of such cases. Further, the abuse information we compiled from case files derives from petitioners' self-reported narratives. Any abuse a petitioner did not report due to mistake, memory, fear, embarrassment, sense of unimportance, lack of space, or any other reason is not included in this study. The information petitioners include in their narratives also is influenced by the support they receive in preparing their Petitions, which likewise varies by county.

As a source of information about the scope of the problem of domestic violence in South Carolina, Family Court Order of Protection case file data is necessarily incomplete. It includes only information about the people who experience abuse, believe they qualify for Orders of Protection, choose to seek Orders of Protection from the Family Courts, and succeed in filing a case. It excludes people who file Order of Protection cases in two contexts. First, it excludes people who seek an Order of Protection while a divorce case is ongoing between them and the respondent. Such requests must be made by motion in the divorce case and are not identified by separate nature of action code.<sup>xxviii</sup> The nature

and outcomes of these requests are an important topic for future research. Second, the data excludes Order of Protection cases filed in Magistrate Courts. Magistrate Courts are empowered to enter Orders of Protection with vastly limited protections when Family Courts are closed.<sup>xxix</sup> This remedy is rarely used: only 29 cases seeking Orders of Protection from Magistrate Courts were filed statewide in 2019 according to information reported to S.C. Court Administration. Seventy-five percent of those 29 cases were filed in two counties (Berkeley, Kershaw). Thirty-nine counties reported no such filings in 2019. We will examine the Magistrate Court process independently in a future report because of its different procedures, remedies, and scope.

Family Court Order of Protection case file data also excludes people who do not know about Orders of Protection, fear disclosing their experiences or do not want to approach the courts for other reasons, or who want to file an Order of Protection case but are unable to do so. It excludes people who experience abuse in relationships that do not qualify for protection under current South Carolina law, including people hurt by dating partners with whom they have not shared a residence. It excludes people who experience forms of abuse that do not qualify for protection under current South Carolina law, including stalking, emotional, and financial abuse. It excludes people who might qualify for Orders of Protection but seek Restraining Orders in Magistrate Courts instead. Finally, it also excludes the perspectives of respondents in these cases, who may present a different version of the events reported by petitioners.

As a source of information about the accessibility of civil justice in South Carolina, this data is also necessarily incomplete. It tracks how many people were able to file Order of Protection cases, how many had counsel, how many obtained Orders of Protection, and how long it took to secure them. In future reports, we will examine the assistance parties received from lawyers, domestic violence advocates, and law enforcement victim advocates and its impact on the proceedings and outcomes in more detail. Nonetheless, case file data at most offers clues regarding how petitioners learned about the remedy, their goals in seeking it, and the nature of the help they received. It cannot explain why petitioners decided to seek protection, what they thought of the proceedings, and whether the outcomes met their goals. It likewise reveals but does not explain common county level practices that may impact access to the remedy. We hope to examine these topics in future qualitative research.



# Preliminary Recommendations

## Increase Data Accessibility

The information presented by this report took years to collect and study because Order of Protection case files are largely stored locally and on paper, little information about the cases is reported centrally, and counties collect different amounts and types of information about the parties. Several steps would make this information more readily available in the future: (1) permit researchers to study the South Carolina Department of Social Services Public Index to collect non-confidential data such as case filing rates, outcomes, and lawyer representation, (2) adopt and use standardized party information sheets across counties to collect demographic information about petitioners and respondents, and (3) digitize case files.



## Expand Protections

As compared to those in other states, South Carolina's Orders of Protection protect fewer people, under fewer circumstances, and with fewer safeguards. To enhance its protections, the Protection from Domestic Abuse Act could be expanded in the following ways.

### *The People*

#### Expand qualifying relationships to cover dating partners

The picture of the people who experience intimate partner abuse in South Carolina created by this report is incomplete, in part, because the Protection from Domestic Abuse Act excludes dating partners who have not shared a residence. Although SLED reports that more than half of intimate partner homicides are committed against dating partners,<sup>xxx</sup> South Carolina is one of only three states that does not permit dating partners to seek Orders of Protection.<sup>xxxi</sup> Expanding the definition of household member within the Protection from Domestic Abuse Act to include dating partners would close this gap.

## ***The Abuse***

### **Expand qualifying conduct to cover stalking**

Stalking is serious, traumatizing, and potentially lethal behavior.<sup>xxxii</sup> Statewide, nearly one in four petitioners reported being stalked in their Petitions for Orders of Protection, and this rate was much higher in some counties. Since stalking is not conduct that justifies the issuance of an Order, the true level of stalking petitioners experience is likely much higher. The failure to protect household members from stalking within Orders of Protection leaves them at risk. Restraining Orders (South Carolina's civil protection order remedy for stalking and harassment) offer fewer protections and people whose relationship status would qualify them for Orders of Protection are often turned away when they seek protection from Magistrate Courts. Expanding the definition of abuse within the Protection from Domestic Abuse Act to include stalking and harassment would close this gap.

## ***The Process***

### **Establish temporary orders of protection**

South Carolina is the only state to not offer petitioners Temporary Orders of Protection to protect them between the time of filing and the Order of Protection hearing. This time, when petitioners are separating from respondents, is the most dangerous time in an abusive relationship.<sup>xxxiii</sup> During this time, respondents have killed petitioners, shot at law enforcement, and killed themselves. Establishing temporary orders creates a zone of safety that police can enforce, preventing respondents from coming near and contacting petitioners while Order of Protection cases are pending.



- i South Carolina was ranked outside of the top ten in 2018 and 2020 and ranked in first place in 1998, 2001, 2011, and 2013. Violence Policy Center, “When Men Murder Women: A Review of 25 Years of Female Homicide Victimization in the United States.” <https://www.vpc.org/studies/wmmw2023.pdf>
- ii Violence Policy Center, “When Men Murder Women: An Analysis of 2019 Homicide Data.” <https://www.vpc.org/studies/wmmw2021.pdf>
- iii Centers for Disease Control and Prevention, National Center for Injury Prevention and Control, “The National Intimate Partner and Sexual Violence Survey: 2010–2012 State Report.” <https://www.cdc.gov/violenceprevention/pdf/NISVS-StateReportBook.pdf>
- iv SCCADVASA, “With Black Women in Mind: Centering African American Women’s Experience with Interpersonal Violence and Sexual Assault.” [https://www.sccadvasa.org/wp-content/uploads/2022/08/sccadvasa\\_coc\\_WBWIMxgaPbt.pdf](https://www.sccadvasa.org/wp-content/uploads/2022/08/sccadvasa_coc_WBWIMxgaPbt.pdf)
- v Information on other groups was unavailable. Centers for Disease Control and Prevention, National Center for Injury Prevention and Control, “The National Intimate Partner and Sexual Violence Survey: 2010–2012 State Report.” <https://www.cdc.gov/violenceprevention/pdf/NISVS-StateReportBook.pdf>
- vi South Carolina Legal Needs Assessment 2022: Final Report, S.C. ACCESS TO JUST. COMM. at 59, 51–54 (2023), <https://www.scaccesstojustice.org/legal-needs>.
- vii National Center for Access to Justice, Attorney Access <https://ncaj.org/state-rankings/justice-index/attorney-access>. South Carolina’s ranking in this index remains unchanged since the index was created in 2016. “Number of Attorneys for People in Poverty,” National Center for Access to Justice (2016), <https://ncaj.org/state-rankings/2016/attorney-access>.
- viii ABA Profile of the Legal Profession 2022 (Chicago: American Bar Association, 2022), 25, <https://www.americanbar.org/content/dam/aba/administrative/news/2022/07/profile-report-2022.pdf>. In 2020, 30% of South Carolina’s counties “had fewer than ten” lawyers in private practice and “four counties had fewer than five.” Elizabeth Chambliss, et. al., Measuring South Carolina’s Justice Gap, S.C. ACCESS TO JUST. COMM. at 5, 22 (2021), <https://www.scaccesstojustice.org/the-sc-justice-gap>
- ix South Carolina Domestic Violence Task Force, “Proposed Recommendations” <https://governor.sc.gov/sites/governor/files/Documents/Domestic-Violence-Task-Force/Phase-II-Proposed-Recommendations.pdf>
- x Report of the Criminal Justice Division of the Governor’s Domestic Violence Task Force (Columbia: South Carolina Domestic Violence Task Force, May 13, 2015), <https://governor.sc.gov/sites/default/files/Documents/Domestic-Violence-Task-Force/Phase-I-Report-Criminal-Justice-Division-May-2015-2.pdf>.
- xi The others include Restraining Orders for stalking and harassment, Permanent Restraining Orders for victims of certain crimes, and Emergency Restraining Orders for victims of certain crimes. For more information on these remedies and how they compare, see Domestic Violence Clinic Community Legal Information Resources, University of South Carolina Joseph F. Rice School of Law, [https://sc.edu/study/colleges\\_schools/law/academics/experiential\\_learning/clinics/domestic\\_violence/\\_resources/index.php](https://sc.edu/study/colleges_schools/law/academics/experiential_learning/clinics/domestic_violence/_resources/index.php)
- xii S.C. Code § 20–4–20.
- xiii While South Carolina doesn’t directly track its domestic violence crime rates, it does track “family and intimate violence” crimes. In 2019, 52% of intimate partner aggravated assault and 53% of intimate partner simple assault happened between boyfriends and girlfriends. These victims would not qualify for an Order of Protection. South Carolina Law Enforcement Division, “Crime in South Carolina 2019” <https://www.sled.sc.gov/forms/statistics/2019%20Crime%20in%20South%20Carolina.pdf>
- xiv As the South Carolina Access to Justice Commission has documented, the availability of free and even paid legal services varies widely across the state. (Justice Gap &/or Civil Legal Needs).
- xv S.C. Code § 20–4–70.
- xvi S.C. Code § 20–4–60.

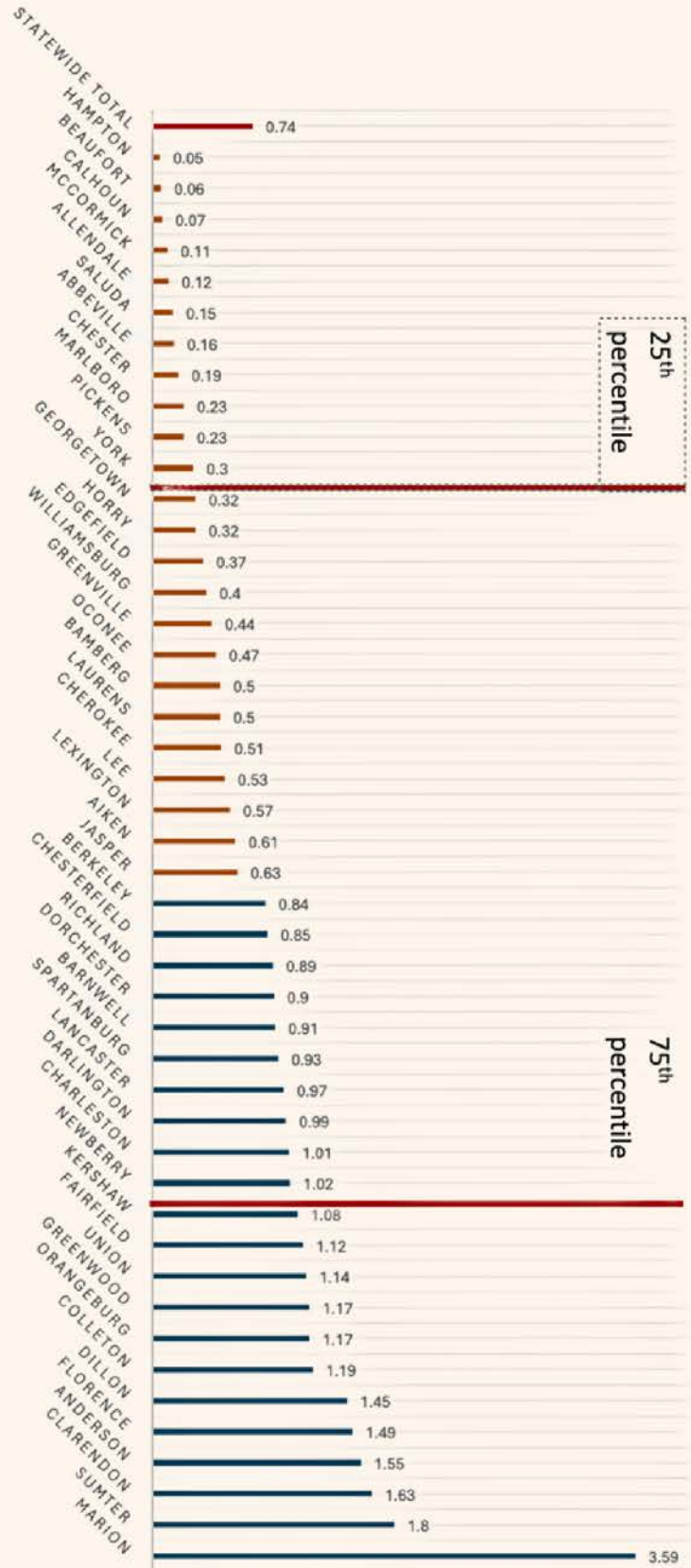
- xvii These codes relate to the following case types: 410: Domestic Abuse – Intimate Partner, 420: Domestic Abuse – Minor, and 499: Domestic Abuse – Other. Family Court Coversheet, SCCA 467, <https://www.sccourts.org/forms/pdf/SCCA467.pdf>
- xviii It is impossible to track party relationships precisely from this form because petitioners may share more than one relationship with respondents, and may or may not note all of those relationships on the Petition. Because petitioners may share one or more relationships with respondents, the total relationship percentages across case files often exceed 100%.
- xix S.C. Code § 20-4-20.
- xx SCCA 425 (3/2019), <https://www.sccourts.org/forms/pdf/SCCA425.pdf>
- xxi See, e.g., Types of Abuse, Love Is Respect, <https://www.loveisrespect.org/resources/types-of-abuse/>; Fast Facts: Preventing Intimate Partner Violence, Centers for Disease Control and Prevention, <https://www.cdc.gov/violenceprevention/intimatepartnerviolence/fastfact.html>
- xxii In a CDC survey, 50.8% of women and 40.3% of men in South Carolina reported experiencing contact sexual violence at the hands of a current or former intimate partner during their lifetime. Centers for Disease Control and Prevention, National Center for Injury Prevention and Control, “The National Intimate Partner and Sexual Violence Survey: 2010–2012 State Report.” <https://www.cdc.gov/violenceprevention/pdf/NISVS-StateReportBook.pdf>
- xxiii For more information about access to counsel for civil cases across the state, see Elizabeth Chambliss, et. al., Measuring South Carolina’s Justice Gap, S.C. ACCESS TO JUST. COMM. (2021), <https://www.scaccesstojustice.org/the-sc-justice-gap>.
- xxiv As a result, lawyer representation was not tracked in the small number of cases in which lawyers only became involved post-disposition, usually in contempt proceedings.
- xxv Martha Mahoney, Legal Images of Battered Women: Redefining the Issue of Separation, 90 MICH. L. REV. 2 (1991).
- xxvi S.C. Code § 20-4-50.
- xxvii S.C. Code § 20-4-50.
- xxviii S.C. Code § 20-4-40(d).
- xxix S.C. Code § 20-4-30(A).
- xxx In 2019, 54% of intimate partner murder happened between dating partners. These victims would not qualify for an Order of Protection to protect themselves before things got to this point. South Carolina Law Enforcement Division, “Crime in South Carolina 2019” <https://www.sled.sc.gov/forms/statistics/2019%20Crime%20in%20South%20Carolina.pdf>
- xxxi The three states that fail to offer dating partners protection are: Maryland, South Carolina, Virginia. Maryland permits people who have had a sexual relationship or have been sexually assaulted to seek Orders of Protection. Virginia permits people who have been sexually assaulted, stalked, or subjected to an act of violence, force, or threat to seek specialized protection orders. Maryland, permits people who have had a sexual relationship or have been sexually assaulted to seek Orders of Protection. Forty-seven states and the District of Columbia permit dating partners to seek Orders of Protection. Of these, forty-three states and the District of Columbia permit dating partners to seek the same Orders of Protection as are available to spouses and cohabitants. Four states (Florida, Georgia, Kentucky, and Utah) permit dating partners to seek separate dating violence protection orders. See American Bar Ass’n Comm’n on Domestic & Sexual Violence, Domestic Violence Civil Protection Orders (CPOs)(June 2020) <https://www.sled.sc.gov/forms/statistics/2019%20Crime%20in%20South%20Carolina.pdf>, (research in this chart was updated by law student Scarlett Black Smith of the University of South Carolina Joseph F. Rice School of Law Domestic Violence Clinic).
- xxxii Judith McFarlane et al., “Stalking and Intimate Partner Femicide,” *Homicide Studies* 3, no. 4 (1999).
- xxxiii Martha Mahoney, Legal Images of Battered Women: Redefining the Issue of Separation, 90 MICH. L. REV. 2 (1991).

# Appendix 1:

## Case Filing Rates



# FIGURE 1- FILING RATES



ORDERS OF PROTECTION PER 1,000

25th percentile

75th percentile

# Appendix 2:

## Case File Data Tables

TABLE 1 - SEX OF PARTIES

County	Order of Protection Cases Collected	Petitioner Sex			Respondent Sex		
		Female	Male	Files with Sex Data	Female	Male	Files with Sex Data
Statewide Total	3,451	91.2%	8.7%	69.0%	9.2%	90.8%	99.6%
Abbeville	4	100.0%	0.0%	50.0%	0.0%	100.0%	100.0%
Aiken	105	98.2%	1.8%	52.4%	4.8%	95.2%	99.0%
Allendale	1	100.0%	0.0%	100.0%	0.0%	100.0%	100.0%
Anderson	304	90.6%	8.9%	77.3%	9.9%	90.1%	99.3%
Bamberg	7	100.0%	0.0%	85.7%	0.0%	100.0%	100.0%
Barnwell	8	100.0%	0.0%	100.0%	0.0%	100.0%	100.0%
Beaufort	10	88.9%	11.1%	90.0%	10.0%	90.0%	100.0%
Berkeley	0	N/A	N/A	N/A	N/A	N/A	N/A
Calhoun	1	100.0%	0.0%	100.0%	0.0%	100.0%	100.0%
Charleston	410	88.9%	11.1%	37.3%	11.1%	88.9%	98.5%
Cherokee	24	50.0%	50.0%	8.3%	4.2%	95.8%	100.0%
Chester	6	83.3%	16.7%	100.0%	16.7%	83.3%	100.0%
Chesterfield	39	97.4%	2.6%	97.4%	2.6%	97.4%	100.0%
Clarendon	55	90.6%	9.4%	96.4%	12.7%	87.3%	100.0%
Colleton	40	97.4%	2.6%	95.0%	2.5%	97.5%	100.0%
Darlington	62	97.6%	2.4%	66.1%	3.3%	96.7%	98.4%
Dillon	43	97.4%	2.6%	88.4%	2.3%	97.7%	100.0%
Dorchester	145	75.0%	25.0%	16.6%	8.3%	91.7%	100.0%
Edgefield	10	100.0%	0.0%	100.0%	0.0%	100.0%	100.0%
Fairfield	5	100.0%	0.0%	100.0%	0.0%	100.0%	100.0%
Florence	152	93.0%	7.0%	94.1%	10.5%	89.5%	100.0%
Georgetown	20	100.0%	0.0%	15.0%	10.0%	90.0%	100.0%
Greenville	226	87.8%	12.2%	39.8%	8.0%	92.0%	100.0%
Greenwood	77	94.8%	5.2%	100.0%	6.5%	93.5%	100.0%
Hampton	1	0.0%	100.0%	100.0%	100.0%	0.0%	100.0%
Horry	114	98.4%	1.6%	55.3%	4.5%	95.5%	98.2%
Jasper	18	81.3%	18.8%	88.9%	22.2%	77.8%	100.0%
Kershaw	66	87.9%	12.1%	100.0%	12.1%	87.9%	100.0%
Lancaster	92	93.3%	6.7%	96.7%	9.8%	90.2%	100.0%
Laurens	34	100.0%	0.0%	100.0%	0.0%	100.0%	100.0%
Lee	9	100.0%	0.0%	88.9%	0.0%	100.0%	100.0%
Lexington	165	89.3%	10.7%	90.9%	8.5%	91.5%	100.0%
Marion	32	100.0%	0.0%	46.9%	3.1%	96.9%	100.0%
Marlboro	7	33.3%	66.7%	42.9%	28.6%	71.4%	100.0%
McCormick	3	100.0%	0.0%	100.0%	0.0%	100.0%	100.0%
Newberry	38	94.7%	5.3%	100.0%	5.3%	94.7%	100.0%
Oconee	36	97.2%	2.8%	100.0%	5.6%	94.4%	100.0%
Orangeburg	100	89.8%	10.2%	59.0%	12.0%	88.0%	100.0%
Pickens	28	100.0%	0.0%	82.1%	0.0%	100.0%	96.4%
Richland	356	90.1%	9.9%	99.2%	10.4%	89.6%	99.7%
Saluda	3	100.0%	0.0%	66.7%	0.0%	100.0%	100.0%
Spartanburg	284	91.3%	8.8%	56.3%	10.9%	89.1%	100.0%
Sumter	189	84.4%	15.6%	67.7%	14.8%	85.2%	100.0%
Union	29	80.0%	20.0%	17.2%	6.9%	92.1%	100.0%
Williamsburg	12	91.7%	8.3%	100.0%	8.3%	91.7%	100.0%
York	81	88.8%	11.3%	98.8%	11.1%	88.9%	99.6%

# TABLE 2 - AGE OF PARTIES

County	Order of Protection Cases Collected	Petitioner Age							Respondent Age						
		<18	18-24	25-34	35-44	45-54	55+	Files with Age Data	<18	18-24	25-34	35-44	45-54	55+	Files with Age Data
Statewide Total	3,451	0.2%	13.0%	36.0%	27.3%	15.4%	8.1%	76.0%	0.0%	8.9%	34.1%	30.1%	17.1%	9.8%	97%
Abbeville	4	0.0%	0.0%	100.0%	0.0%	0.0%	0.0%	25.0%	0.0%	0.0%	25.0%	50.0%	25.0%	0.0%	100%
Aiken	105	0.0%	18.8%	34.8%	15.9%	17.4%	13.0%	65.7%	0.0%	5.9%	44.1%	27.5%	8.8%	13.7%	97.1%
Allendale	1	0.0%	0.0%	0.0%	100.0%	0.0%	0.0%	100.0%	0.0%	0.0%	0.0%	0.0%	100.0%	0.0%	100.0%
Anderson	304	0.0%	14.1%	36.9%	22.7%	16.1%	10.2%	83.9%	0.0%	8.1%	32.9%	33.2%	18.1%	7.7%	88.0%
Bamberg	7	0.0%	0.0%	33.3%	0.0%	33.3%	33.3%	42.9%	0.0%	20.0%	40.0%	0.0%	20.0%	20.0%	71.4%
Barnwell	8	0.0%	12.5%	12.5%	25.0%	25.0%	25.0%	100.0%	0.0%	12.5%	25.0%	0.0%	50.0%	12.5%	100.0%
Beaufort	10	0.0%	35.3%	11.1%	22.2%	33.3%	0.0%	90.0%	0.0%	20.0%	30.0%	0.0%	50.0%	0.0%	100.0%
Berkeley	0	N/A	N/A	N/A	N/A	N/A	N/A	N/A	N/A	N/A	N/A	N/A	N/A	N/A	N/A
Calhoun	1	0.0%	0.0%	100.0%	0.0%	0.0%	0.0%	100.0%	0.0%	0.0%	100.0%	0.0%	0.0%	0.0%	100.0%
Charleston	410	0.0%	12.1%	31.0%	34.5%	13.8%	8.6%	14.1%	0.0%	8.6%	35.3%	27.7%	16.5%	11.8%	93.2%
Cherokee	24	0.0%	12.5%	43.8%	25.0%	6.3%	12.5%	66.7%	0.0%	8.7%	43.5%	26.1%	13.0%	8.7%	95.8%
Chester	6	0.0%	0.0%	33.3%	50.0%	0.0%	16.7%	100.0%	0.0%	16.7%	0.0%	66.7%	0.0%	16.7%	100.0%
Chesterfield	39	0.0%	16.7%	27.8%	38.9%	11.1%	5.6%	46.2%	0.0%	10.3%	38.5%	30.8%	17.9%	2.6%	100.0%
Clarendon	55	0.0%	11.5%	23.1%	40.4%	13.5%	11.5%	94.5%	0.0%	1.8%	40.0%	32.7%	16.4%	9.1%	100.0%
Colleton	40	0.0%	22.5%	25.0%	30.0%	15.0%	7.5%	100.0%	0.0%	7.7%	33.3%	28.2%	17.9%	12.8%	97.0%
Darlington	62	2.4%	14.6%	36.6%	19.5%	19.5%	7.3%	66.9%	0.0%	12.5%	45.8%	16.7%	16.7%	8.3%	77.4%
Dillon	43	0.0%	20.6%	29.4%	32.4%	14.7%	2.9%	79.1%	0.0%	9.5%	35.7%	31.0%	23.8%	0.0%	97.7%
Dorchester	145	0.0%	10.5%	33.6%	27.3%	20.3%	8.4%	98.6%	0.0%	6.9%	29.0%	34.5%	19.3%	10.3%	100.0%
Edgefield	10	0.0%	11.1%	22.2%	11.1%	44.4%	11.1%	90.0%	0.0%	10.0%	30.0%	30.0%	20.0%	10.0%	100.0%
Fairfield	5	0.0%	0.0%	0.0%	0.0%	0.0%	0.0%	0.0%	0.0%	0.0%	0.0%	80.0%	20.0%	0.0%	100.0%
Florence	152	0.7%	17.0%	37.6%	23.4%	14.9%	6.4%	92.8%	0.0%	12.5%	36.8%	28.5%	16.7%	5.6%	94.7%
Georgetown	20	0.0%	0.0%	50.0%	50.0%	0.0%	0.0%	10.0%	0.0%	0.0%	30.0%	30.0%	30.0%	10.0%	100.0%
Greenville	226	0.0%	9.5%	38.4%	31.8%	11.4%	9.0%	93.4%	0.0%	8.6%	30.0%	34.5%	20.0%	6.8%	97.3%
Greenwood	77	0.0%	18.9%	33.8%	25.7%	16.2%	5.4%	96.1%	0.0%	11.7%	39.0%	26.0%	16.9%	6.5%	100.0%
Hampton	1	0.0%	0.0%	0.0%	0.0%	100.0%	0.0%	100.0%	0.0%	0.0%	0.0%	0.0%	0.0%	100.0%	100.0%
Horry	114	0.0%	10.2%	35.6%	27.1%	22.0%	5.1%	51.8%	0.0%	3.6%	28.8%	29.7%	24.3%	13.5%	97.4%
Jasper	18	0.0%	17.6%	35.3%	5.9%	23.5%	17.6%	94.4%	0.0%	16.7%	33.3%	22.2%	11.1%	16.7%	100.0%
Kershaw	66	0.0%	17.2%	28.1%	34.4%	14.1%	6.3%	97.0%	0.0%	12.1%	25.8%	34.8%	15.2%	12.1%	100.0%
Lancaster	92	1.1%	15.7%	32.6%	30.3%	12.4%	7.9%	96.3%	0.0%	4.3%	33.7%	30.4%	21.7%	9.8%	100.0%
Laurens	34	0.0%	15.2%	21.2%	30.3%	30.3%	3.0%	97.1%	0.0%	5.9%	32.4%	20.6%	32.4%	8.8%	100.0%
Lee	9	11.1%	11.1%	33.3%	33.3%	0.0%	11.1%	100.0%	0.0%	22.2%	33.3%	33.3%	0.0%	11.1%	100.0%
Lexington	165	0.0%	6.0%	40.9%	25.5%	19.5%	8.1%	90.3%	0.0%	6.2%	30.2%	27.8%	21.6%	14.2%	98.2%
Marion	32	0.0%	20.0%	46.7%	13.3%	13.3%	6.7%	46.9%	0.0%	12.5%	25.0%	40.6%	18.8%	3.1%	100.0%
Marlboro	7	0.0%	0.0%	75.0%	0.0%	25.0%	0.0%	57.1%	14.3%	0.0%	42.9%	28.6%	14.3%	0.0%	100.0%
McCormick	3	0.0%	50.0%	0.0%	50.0%	0.0%	0.0%	66.7%	0.0%	0.0%	33.3%	33.3%	0.0%	33.3%	100.0%
Newberry	38	0.0%	15.8%	28.9%	34.2%	18.4%	2.6%	100.0%	0.0%	7.9%	36.8%	26.3%	26.3%	2.6%	100.0%
Oconee	36	0.0%	20.0%	40.0%	31.4%	0.0%	8.6%	97.2%	0.0%	16.7%	41.7%	27.8%	8.3%	5.6%	100.0%
Orangeburg	100	0.0%	20.0%	28.0%	26.0%	17.0%	9.0%	100.0%	0.0%	15.3%	29.6%	24.5%	17.3%	13.3%	98.0%
Pickens	28	0.0%	5.0%	30.0%	45.0%	15.0%	5.0%	71.4%	0.0%	3.8%	34.6%	38.5%	15.4%	7.7%	92.9%
Richland	356	0.0%	12.1%	39.5%	29.5%	12.1%	6.8%	95.2%	0.0%	7.3%	39.6%	31.1%	11.2%	10.9%	93.0%
Saluda	3	0.0%	0.0%	0.0%	0.0%	0.0%	0.0%	0.0%	0.0%	0.0%	66.7%	33.3%	0.0%	0.0%	100.0%
Spartanburg	284	0.0%	9.0%	44.3%	25.8%	12.2%	8.6%	77.8%	0.0%	11.1%	33.6%	28.6%	17.1%	9.6%	98.6%
Sumter	189	0.0%	10.5%	36.3%	25.8%	20.2%	7.3%	65.6%	0.0%	10.2%	32.8%	32.3%	11.8%	12.9%	98.4%
Union	29	0.0%	20.0%	33.3%	26.7%	6.7%	13.3%	51.7%	0.0%	14.8%	25.9%	48.1%	7.4%	3.7%	93.1
Williamsburg	12	0.0%	16.7%	25.0%	16.7%	25.0%	16.7%	100.0%	0.0%	8.3%	16.7%	33.3%	25.0%	16.7%	100.0%
York	81	0.0%	9.9%	40.7%	27.2%	16.0%	6.2%	75.9%	0.0%	12.7%	34.2%	27.8%	16.5%	8.9%	96.6%

## TABLE 3 - RACE OF PARTIES

County	Order of Protection Cases Collected	Petitioner Race						Respondent Race					
		White	Black	Hispanic	Asian	Other	Files with Race Data	White	Black	Hispanic	Asian	Other	Files with Race Data
Statewide Total	3,451	52.4%	41.9%	3.7%	0.4%	1.6%	60.9%	46.8%	47.6%	3.7%	0.3%	1.5%	98.4%
Abbeville	4	100.0%	0.0%	0.0%	0.0%	0.0%	50.0%	100.0%	0.0%	0.0%	0.0%	0.0%	100.0%
Aiken	105	72.2%	27.8%	0.0%	0.0%	0.0%	34.3%	57.4%	39.6%	2.0%	0.0%	1.0%	96.2%
Allendale	1	0.0%	100.0%	0.0%	0.0%	0.0%	100.0%	0.0%	100.0%	0.0%	0.0%	0.0%	100.0%
Anderson	304	77.1%	15.4%	4.8%	0.0%	2.7%	61.8%	70.2%	24.7%	3.3%	0.0%	1.6%	98.4%
Bamberg	7	100.0%	0.0%	0.0%	0.0%	0.0%	42.9%	57.1%	42.9%	0.0%	0.0%	0.0%	100.0%
Barnwell	8	28.6%	71.4%	0.0%	0.0%	0.0%	87.5%	37.5%	62.5%	0.0%	0.0%	0.0%	100.0%
Beaufort	10	77.8%	11.1%	11.1%	0.0%	0.0%	90.0%	70.0%	10.0%	20.0%	0.0%	0.0%	100.0%
Berkeley	0	N/A	N/A	N/A	N/A	N/A	N/A	N/A	N/A	N/A	N/A	N/A	N/A
Calhoun	1	100.0%	0.0%	0.0%	0.0%	0.0%	100.0%	100.0%	0.0%	0.0%	0.0%	0.0%	100.0%
Charleston	410	22.7%	72.7%	4.5%	0.0%	0.0%	5.4%	37.2%	57.9%	3.8%	0.5%	0.5%	95.1%
Cherokee	24	0.0%	0.0%	0.0%	0.0%	0.0%	0.0%	66.7%	33.3%	0.0%	0.0%	0.0%	100.0%
Chester	6	100.0%	0.0%	0.0%	0.0%	0.0%	100.0%	66.7%	0.0%	33.3%	0.0%	0.0%	100.0%
Chesterfield	39	72.7%	27.3%	0.0%	0.0%	0.0%	28.2%	59.0%	35.9%	0.0%	0.0%	5.2%	100.0%
Clarendon	55	56.6%	35.8%	5.7%	1.9%	0.0%	96.7%	54.5%	41.8%	1.8%	1.8%	0.0%	100.0%
Colleton	40	51.3%	46.2%	0.0%	2.6%	0.0%	97.5%	50.0%	47.5%	0.0%	0.0%	2.5%	100.0%
Darlington	62	77.8%	22.2%	0.0%	0.0%	0.0%	14.5%	45.9%	49.2%	3.3%	0.0%	1.6%	98.4%
Dillon	43	45.2%	51.6%	0.0%	0.0%	3.2%	72.1%	44.2%	48.8%	2.3%	0.0%	4.7%	100.0%
Dorchester	145	56.5%	35.5%	5.1%	1.4%	1.4%	95.2%	52.4%	39.3%	6.2%	0.7%	1.4%	100.0%
Edgefield	10	88.9%	11.1%	0.0%	0.0%	0.0%	90.0%	90.0%	10.0%	0.0%	0.0%	0.0%	100.0%
Fairfield	5	0.0%	0.0%	0.0%	0.0%	0.0%	0.0%	0.0%	80.0%	20.0%	0.0%	0.0%	100.0%
Florence	152	42.3%	54.0%	1.5%	0.0%	2.2%	90.1%	35.8%	61.6%	0.7%	0.0%	2.0%	99.3%
Georgetown	20	50.0%	50.0%	0.0%	0.0%	0.0%	10.0%	55.0%	40.0%	0.0%	0.0%	5.0%	100.0%
Greenville	226	48.1%	40.4%	11.5%	0.0%	0.0%	35.0%	47.3%	43.3%	8.9%	0.0%	0.4%	99.1%
Greenwood	77	50.0%	50.0%	0.0%	0.0%	0.0%	26.0%	50.6%	42.9%	6.5%	0.0%	0.0%	100.0%
Hampton	1	100.0%	0.0%	0.0%	0.0%	0.0%	100.0%	100.0%	0.0%	0.0%	0.0%	0.0%	100.0%
Horry	114	76.3%	18.6%	3.4%	0.0%	1.7%	51.8%	69.2%	23.4%	4.7%	0.9%	1.9%	93.9%
Jasper	18	30.8%	53.8%	15.4%	0.0%	0.0%	72.0%	33.3%	50.0%	16.7%	0.0%	0.0%	100.0%
Kershaw	66	74.2%	17.7%	8.1%	0.0%	0.0%	93.9%	70.8%	21.5%	4.6%	0.0%	3.1%	97.5%
Lancaster	92	68.6%	31.4%	0.0%	0.0%	0.0%	93.3%	56.5%	42.4%	0.0%	0.0%	1.1%	100.0%
Laurens	34	78.8%	15.2%	0.0%	0.0%	6.0%	93.5%	66.7%	30.3%	3.0%	0.0%	0.0%	97.1%
Lee	9	25.0%	75.0%	0.0%	0.0%	0.0%	88.9%	22.2%	77.8%	0.0%	0.0%	0.0%	100.0%
Lexington	165	75.7%	14.6%	6.9%	0.7%	2.1%	87.3%	70.7%	21.3%	6.1%	0.6%	1.2%	99.4%
Marion	32	40.0%	60.0%	0.0%	0.0%	0.0%	46.9%	21.9%	75.0%	0.0%	0.0%	3.1%	100.0%
Marlboro	7	0.0%	100.0%	0.0%	0.0%	0.0%	42.9%	14.3%	57.1%	0.0%	0.0%	28.6%	100.0%
McCormick	3	100.0%	0.0%	0.0%	0.0%	0.0%	100.0%	100.0%	0.0%	0.0%	0.0%	0.0%	100.0%
Newberry	38	51.4%	45.9%	0.0%	0.0%	2.7%	97.4%	43.2%	54.1%	0.0%	0.0%	2.7%	97.4%
Oconee	36	84.4%	3.0%	12.1%	0.0%	0.0%	91.7%	77.1%	5.7%	8.6%	0.0%	8.6%	97.2%
Orangeburg	100	29.3%	67.7%	2.0%	1.0%	0.0%	99.0%	24.0%	73.0%	1.0%	1.0%	1.0%	100.0%
Pickens	28	89.5%	10.5%	0.0%	0.0%	0.0%	67.9%	77.8%	22.2%	0.0%	0.0%	0.0%	96.4%
Richland	356	19.0%	74.9%	3.2%	0.6%	2.3%	96.3%	15.0%	80.7%	2.5%	0.6%	1.1%	99.2%
Saluda	3	100.0%	0.0%	0.0%	0.0%	0.0%	33.3%	50.0%	50.0%	0.0%	0.0%	0.0%	67.0%
Spartanburg	284	63.3%	30.0%	6.0%	0.0%	0.7%	52.8%	51.2%	40.3%	6.0%	0.0%	2.5%	99.6%
Sumter	189	28.2%	68.5%	1.6%	0.0%	1.6%	65.6%	26.9%	71.5%	1.1%	0.5%	0.0%	98.4%
Union	29	100.0%	0.0%	0.0%	0.0%	0.0%	3.4%	42.9%	53.6%	0.0%	0.0%	3.6%	96.6%
Williamsburg	12	8.3%	91.7%	0.0%	0.0%	0.0%	100.0%	0.0%	100.0%	0.0%	0.0%	0.0%	100.0%
York	4	67.5%	25.0%	2.5%	0.0%	5.1%	98.8%	55.6%	38.3%	2.5%	0.0%	3.7%	100.0%

**TABLE 4 - RELATIONSHIP OF PARTIES**

County	Order of Protection Cases Collected	Party Relationship				
		Current Spouse	Former Spouse	Lived Together, Never Married*	Co-Parents	Family
Statewide Total	3,451	40.5%	5.2%	36.9%	50.2%	1.6%
Abbeville	4	100.0%	0.0%	0.0%	50.0%	0.0%
Aiken	105	44.8%	4.8%	25.7%	50.5%	1.0%
Allendale	1	0.0%	0.0%	100.0%	0.0%	0.0%
Anderson	304	43.1%	6.6%	38.8%	48.4%	1.0%
Bamberg	7	28.6%	0.0%	42.9%	42.9%	0.0%
Barnwell	8	12.5%	0.0%	87.5%	12.5%	0.0%
Beaufort	10	60.0%	10.0%	30.0%	60.0%	0.0%
Berkeley	0	N/A	N/A	N/A	N/A	N/A
Calhoun	1	0.0%	0.0%	100.0%	0.0%	0.0%
Charleston	410	29.8%	6.6%	36.8%	47.8%	3.9%
Cherokee	24	37.5%	4.2%	54.2%	45.8%	0.0%
Chester	6	50.0%	33.3%	16.7%	50.0%	0.0%
Chesterfield	39	33.3%	5.1%	46.2%	61.5%	0.0%
Clarendon	55	36.4%	7.3%	45.5%	58.2%	3.6%
Colleton	40	52.5%	7.5%	20.0%	45.0%	0.0%
Darlington	62	24.2%	1.6%	41.9%	54.8%	0.0%
Dillon	43	37.2%	2.3%	39.5%	44.2%	2.3%
Dorchester	145	44.1%	2.8%	38.6%	57.9%	1.4%
Edgefield	10	80.0%	0.0%	20.0%	60.0%	0.0%
Fairfield	5	40.0%	0.0%	60.0%	40.0%	0.0%
Florence	152	30.9%	9.2%	36.2%	48.0%	0.7%
Georgetown	20	65.0%	0.0%	30.0%	35.0%	0.0%
Greenville	226	40.3%	7.5%	31.9%	52.2%	5.8%
Greenwood	77	33.8%	0.0%	54.5%	31.2%	0.0%
Hampton	1	100.0%	0.0%	0.0%	0.0%	0.0%
Horry	114	44.7%	1.8%	47.4%	5.3%	0.9%
Jasper	18	38.9%	0.0%	44.4%	50.0%	11.1%
Kershaw	66	48.5%	7.6%	28.8%	53.0%	3.0%
Lancaster	92	42.4%	1.1%	45.7%	54.3%	2.2%
Laurens	34	44.1%	5.9%	41.2%	52.9%	0.0%
Lee	9	44.4%	0.0%	22.2%	55.6%	0.0%
Lexington	165	55.8%	2.4%	36.4%	53.3%	0.0%
Marion	32	25%	6.3%	37.5%	62.5%	0.0%
Marlboro	7	28.6%	0.0%	42.9%	42.9%	0.0%
McCormick	3	100%	0.0%	0.0%	0.0%	0.0%
Newberry	38	39.5%	2.6%	42.1%	52.6%	0.0%
Oconee	36	41.7%	2.8%	47.2%	58.3%	5.6%
Orangeburg	100	44.0%	7.0%	32.0%	53.0%	1.0%
Pickens	28	46.4%	3.6%	46.4%	46.4%	0.0%
Richland	356	45.2%	6.2%	25.3%	59.3%	0.3%
Saluda	3	66.7%	0.0%	33.3%	66.7%	0.0%
Spartanburg	284	36.3%	3.2%	49.3%	48.2%	0.7%
Sumter	189	41.3%	9.5%	22.2%	58.2%	1.1%
Union	29	41.4%	3.4%	44.8%	44.8%	0.0%
Williamsburg	12	50.0%	8.3%	16.7%	58.3%	0.0%
York	81	42.0%	0.0%	45.7%	58.0%	0.0%

\*This category includes parties indicated as current or former cohabitants who were not also current or former spouses.

# TABLE 5 - CHILDREN OF PARTIES

County	Order of Protection Cases Collected	Number of Mutual Children							Ages of Children					
		1 child	2 children	3 children	4 children	5 children	6 children	Files with Data	0-2	3-5	6-10	11-14	15-17	Files with Data
Statewide Total	3,451	55.8%	29.5%	11.9%	2.2%	0.4%	0.2%	45.3%	40.9%	34.6%	34.0%	17.6%	10.9%	43.4%
Abbeville	4	0.0%	50.0%	50.0%	0.0%	0.0%	0.0%	50.0%	0.0%	0.0%	0.0%	0.0%	0.0%	0.0%
Aiken	105	67.6%	22.5%	8.5%	1.4%	0.0%	0.0%	67.6%	49.3%	35.2%	22.5%	12.7%	4.2%	67.6%
Allendale	1	0.0%	0.0%	0.0%	0.0%	0.0%	0.0%	0.0%	0.0%	0.0%	0.0%	0.0%	0.0%	0.0%
Anderson	304	54.8%	29.7%	13.5%	0.6%	1.3%	0.0%	51.0%	42.9%	35.7%	31.8%	18.2%	11.7%	50.7%
Bamberg	7	0.0%	0.0%	0.0%	0.0%	0.0%	0.0%	0.0%	0.0%	0.0%	0.0%	100.0%	0.0%	14.3%
Barnwell	8	100.0%	0.0%	0.0%	0.0%	0.0%	0.0%	25.0%	0.0%	50.0%	50.0%	0.0%	0.0%	25.0%
Beaufort	10	50.0%	33.3%	16.7%	0.0%	0.0%	0.0%	60.0%	40.0%	60.0%	20.0%	40.0%	0.0%	50.0%
Berkeley	0	N/A	N/A	N/A	N/A	N/A	N/A	N/A	N/A	N/A	N/A	N/A	N/A	N/A
Calhoun	1	0.0%	0.0%	0.0%	0.0%	0.0%	0.0%	0.0%	0.0%	0.0%	0.0%	0.0%	0.0%	0.0%
Charleston	410	59.5%	26.4%	12.2%	2.0%	0.0%	0.0%	36.1%	47.2%	34.7%	33.3%	16.7%	9.0%	35.1%
Cherokee	24	42.9%	42.9%	0.0%	14.3%	0.0%	0.0%	29.2%	25.0%	62.5%	12.5%	37.5%	0.0%	33.3%
Chester	6	25.0%	25.0%	50.0%	0.0%	0.0%	0.0%	66.7%	25.0%	75.0%	25.0%	50.0%	50.0%	66.7%
Chesterfield	39	50.0%	32.1%	14.3%	3.6%	0.0%	0.0%	71.8%	39.3%	46.4%	21.4%	21.4%	17.9%	71.8%
Clarendon	55	55.2%	27.6%	10.3%	6.9%	0.0%	0.0%	52.7%	51.9%	29.6%	37.0%	25.9%	11.1%	49.1%
Colleton	40	58.3%	33.3%	8.3%	0.0%	0.0%	0.0%	30.0%	44.4%	33.3%	44.4%	11.1%	11.1%	22.5%
Darlington	62	40.0%	56.7%	3.3%	0.0%	0.0%	0.0%	48.4%	60.0%	33.3%	26.7%	13.3%	0.0%	24.2%
Dillon	43	69.6%	8.7%	13.0%	8.7%	0.0%	0.0%	53.5%	65.2%	17.4%	34.8%	13.0%	8.7%	53.5%
Dorchester	145	66.1%	25.8%	6.5%	1.6%	0.0%	0.0%	42.8%	33.3%	28.1%	28.1%	21.1%	10.5%	39.3%
Edgefield	10	33.3%	50.0%	16.7%	0.0%	0.0%	0.0%	60.0%	50.0%	16.7%	50.0%	0.0%	16.7%	60.0%
Fairfield	5	50.0%	0.0%	50.0%	0.0%	0.0%	0.0%	40.0%	50.0%	0.0%	0.0%	50.0%	100.0%	40.0%
Florence	152	58.9%	30.1%	9.6%	1.4%	0.0%	0.0%	48.0%	33.3%	31.9%	43.1%	16.7%	15.3%	47.4%
Georgetown	20	50.0%	33.3%	16.7%	0.0%	0.0%	0.0%	30.0%	16.7%	16.7%	33.3%	16.7%	16.7%	30.0%
Greenville	226	41.8%	38.8%	18.4%	1.0%	0.0%	0.0%	43.4%	36.5%	36.5%	42.7%	17.7%	10.4%	42.5%
Greenwood	77	68.2%	13.6%	9.1%	9.1%	0.0%	0.0%	28.6%	37.5%	31.3%	37.5%	18.8%	6.3%	20.8%
Hampton	1	0.0%	0.0%	0.0%	0.0%	0.0%	0.0%	0.0%	0.0%	0.0%	0.0%	0.0%	0.0%	0.0%
Horry	114	39.5%	47.4%	7.9%	2.6%	2.6%	0.0%	33.3%	26.3%	39.5%	39.5%	21.1%	15.8%	33.3%
Jasper	18	50.0%	50.0%	0.0%	0.0%	0.0%	0.0%	33.3%	50.0%	33.3%	33.3%	0.0%	16.7%	66.7%
Kershaw	66	55.6%	22.2%	18.5%	3.7%	0.0%	0.0%	40.9%	30.8%	26.9%	42.3%	23.1%	11.5%	39.4%
Lancaster	92	51.4%	25.7%	20.0%	2.9%	0.0%	0.0%	38.0%	30.3%	45.5%	48.5%	24.2%	9.1%	35.9%
Laurens	34	82.4%	11.8%	5.9%	0.0%	0.0%	0.0%	50.0%	47.1%	23.5%	11.8%	11.8%	11.8%	50.0%
Lee	9	50.0%	33.3%	16.7%	0.0%	0.0%	0.0%	66.7%	40.0%	60.0%	40.0%	0.0%	0.0%	55.6%
Lexington	165	54.2%	35.6%	8.5%	1.7%	0.0%	0.0%	35.8%	29.3%	29.3%	39.7%	22.4%	8.6%	35.2%
Marion	32	52.6%	31.6%	10.5%	5.3%	0.0%	0.0%	59.4%	47.1%	35.3%	23.5%	23.5%	17.7%	53.1%
Marlboro	7	0.0%	0.0%	0.0%	100.0%	0.0%	0.0%	14.3%	50.0%	0.0%	50.0%	100.0%	50.0%	28.6%
McCormick	3	0.0%	0.0%	0.0%	0.0%	0.0%	0.0%	0.0%	0.0%	0.0%	0.0%	0.0%	0.0%	0.0%
Newberry	38	66.7%	6.7%	26.7%	0.0%	0.0%	0.0%	39.5%	46.7%	26.7%	33.3%	26.7%	20.0%	39.5%
Oconee	36	36.8%	42.1%	15.8%	0.0%	5.3%	0.0%	52.8%	55.0%	50.0%	30.0%	10.0%	5.0%	55.6%
Orangeburg	100	59.6%	28.8%	9.6%	0.0%	1.9%	0.0%	52.0%	49.1%	28.3%	26.4%	13.2%	9.4%	53.0%
Pickens	28	45.5%	27.3%	18.2%	9.1%	0.0%	0.0%	39.3%	45.5%	54.6%	36.3%	9.1%	18.2%	39.3%
Richland	356	55.9%	30.4%	10.3%	2.5%	0.0%	1.0%	57.3%	42.2%	35.2%	34.2%	17.1%	12.1%	55.9%
Saluda	3	50.0%	50.0%	0.0%	0.0%	0.0%	0.0%	66.7%	0.0%	50.0%	50.0%	0.0%	0.0%	66.7%
Spartanburg	284	58.5%	23.6%	13.0%	4.1%	0.8%	0.0%	43.3%	36.4%	36.4%	39.1%	21.8%	8.2%	38.7%
Sumter	189	51.1%	34.1%	13.6%	1.1%	0.0%	0.0%	46.6%	38.4%	33.7%	31.4%	14.0%	11.6%	45.5%
Union	29	40.0%	40.0%	20.0%	0.0%	0.0%	0.0%	17.2%	25.0%	25.0%	75.0%	0.0%	0.0%	13.8%
Williamsburg	12	42.9%	42.9%	14.3%	0.0%	0.0%	0.0%	58.3%	50.0%	50.0%	0.0%	0.0%	16.7%	50.0%
York	81	71.1%	17.8%	6.7%	2.2%	0.0%	2.2%	55.6%	45.5%	31.8%	31.8%	4.6%	9.1%	54.3%

TABLE 6 - TYPES OF ABUSE

County	Order of Protection Cases Collected	Type of Abuse											
		Physical Abuse	Strangulation	Violence within or involving a vehicle	Sexual Abuse	Emotional or Verbal Abuse	Threats to Kill or Physically Harm Petitioner	Threats to Kill or Harm Children	Destruction of Property	Forced Entry into Petitioner's Home	Stalking or Harassment	Technological Abuse	Threats of Suicide
Statewide Total	3,451	66.5%	18.3%	9.9%	4.4%	31.8%	50.1%	6.0%	19.0%	9.8%	23.7%	14.6%	5.1%
Abbeville	4	75.0%	0.0%	0.0%	0.0%	50.0%	100.0%	0.0%	25.0%	0.0%	50.0%	50.0%	0.0%
Aiken	105	61.9%	18.1%	18.1%	2.9%	18.1%	60.0%	5.7%	20.0%	5.7%	17.1%	14.3%	4.8%
Allendale	1	100.0%	0.0%	0.0%	0.0%	0.0%	0.0%	0.0%	0.0%	0.0%	0.0%	0.0%	0.0%
Anderson	304	71.1%	19.7%	8.6%	5.6%	30.6%	48.0%	5.6%	23.0%	12.5%	25.3%	20.4%	5.3%
Bamberg	7	57.1%	28.6%	0.0%	14.3%	14.3%	71.4%	28.6%	0.0%	0.0%	14.3%	14.3%	0.0%
Barnwell	8	75.0%	25.0%	12.5%	0.0%	37.5%	37.5%	0.0%	25.0%	12.5%	0.0%	0.0%	0.0%
Beaufort	10	80.0%	30.0%	20.0%	20.0%	10.0%	50.0%	20.0%	30.0%	10.0%	30.0%	10.0%	10.0%
Berkeley	0	N/A	N/A	N/A	N/A	N/A	N/A	N/A	N/A	N/A	N/A	N/A	N/A
Calhoun	1	100.0%	0.0%	0.0%	0.0%	100.0%	100.0%	0.0%	0.0%	100.0%	100.0%	0.0%	0.0%
Charleston	410	63.4%	14.6%	8.3%	4.9%	29.3%	42.9%	4.6%	16.8%	10.5%	23.2%	19.0%	5.4%
Cherokee	24	75.0%	37.5%	8.3%	4.2%	8.3%	37.5%	4.2%	16.7%	8.3%	25.0%	16.7%	0.0%
Chester	6	33.3%	16.7%	16.7%	0.0%	33.3%	33.3%	0.0%	16.7%	0.0%	33.3%	33.3%	0.0%
Chesterfield	39	76.9%	17.9%	5.1%	7.7%	25.6%	38.5%	12.8%	17.9%	7.7%	30.8%	12.8%	0.0%
Clarendon	55	61.8%	12.7%	9.1%	1.8%	34.5%	47.3%	10.9%	10.9%	10.9%	32.7%	29.1%	3.6%
Colleton	40	45.0%	15.0%	10.0%	2.5%	15.0%	55.0%	2.5%	2.5%	10.0%	42.5%	30.0%	5.0%
Darlington	62	83.9%	24.2%	6.5%	4.8%	38.7%	43.5%	8.1%	25.8%	14.5%	12.9%	9.7%	6.5%
Dillon	43	74.4%	39.5%	11.6%	7.0%	23.3%	32.6%	0.0%	11.6%	7.0%	11.6%	11.6%	0.0%
Dorchester	145	74.5%	26.9%	6.2%	2.8%	17.2%	57.2%	6.2%	12.4%	9.0%	20.0%	7.6%	5.5%
Edgefield	10	60.0%	10.0%	10.0%	0.0%	30.0%	60.0%	0.0%	0.0%	10.0%	20.0%	20.0%	0.0%
Fairfield	5	80.0%	20.0%	0.0%	0.0%	0.0%	0.0%	0.0%	40.0%	0.0%	0.0%	20.0%	0.0%
Florence	152	57.9%	16.4%	8.6%	3.3%	17.8%	48.7%	3.3%	13.8%	7.2%	23.0%	7.2%	3.3%
Georgetown	20	90.0%	25.0%	20.0%	5.0%	30.0%	40.0%	0.0%	15.0%	5.0%	10.0%	15.0%	5.0%
Greenville	226	74.3%	25.7%	11.9%	3.1%	18.1%	46.0%	2.2%	22.1%	11.9%	23.0%	20.4%	6.6%
Greenwood	77	58.4%	10.4%	14.3%	5.2%	19.5%	37.7%	1.3%	15.6%	15.6%	9.1%	9.1%	6.5%
Hampton	1	0.0%	0.0%	0.0%	0.0%	0.0%	0.0%	0.0%	0.0%	100.0%	0.0%	0.0%	0.0%
Horry	114	73.7%	28.1%	11.4%	6.1%	54.4%	50.0%	7.9%	16.7%	10.5%	19.3%	24.6%	9.6%
Jasper	18	27.8%	0.0%	11.1%	0.0%	22.2%	16.7%	0.0%	16.7%	16.7%	22.2%	11.1%	5.6%
Kershaw	66	57.6%	6.1%	6.1%	3.0%	87.9%	57.6%	4.5%	30.3%	4.5%	48.5%	16.7%	4.5%
Lancaster	92	54.3%	13.0%	4.3%	4.3%	21.7%	28.3%	6.5%	16.3%	4.3%	13.0%	4.3%	5.4%
Laurens	34	79.4%	23.5%	8.8%	8.8%	67.6%	52.9%	8.8%	26.5%	11.8%	14.7%	8.8%	20.6%
Lee	9	77.8%	33.3%	22.2%	0.0%	44.4%	66.7%	0.0%	44.4%	22.2%	22.2%	33.3%	11.1%
Lexington	165	68.5%	18.8%	13.3%	4.2%	15.8%	59.4%	5.5%	20.0%	7.3%	22.4%	17.0%	6.1%
Marion	32	65.6%	25.0%	15.6%	3.1%	62.5%	68.8%	28.1%	25.0%	12.5%	43.8%	18.8%	3.1%
Marlboro	7	42.9%	0.0%	42.9%	0.0%	14.3%	71.4%	0.0%	57.1%	14.3%	28.6%	42.9%	0.0%
McCormick	3	100.0%	0.0%	33.3%	0.0%	33.3%	66.7%	0.0%	33.3%	0.0%	66.7%	0.0%	0.0%
Newberry	38	73.7%	13.2%	2.6%	2.6%	31.6%	39.5%	2.6%	21.1%	7.9%	18.4%	5.3%	5.3%
Oconee	36	80.6%	30.6%	27.8%	8.3%	47.2%	58.3%	19.4%	22.2%	22.2%	19.4%	8.3%	19.4%
Orangeburg	100	53.0%	9.0%	5.0%	7.0%	22.0%	53.0%	5.0%	5.0%	8.0%	20.0%	14.0%	3.0%
Pickens	28	82.1%	14.3%	3.6%	7.1%	7.1%	21.4%	0.0%	28.6%	7.1%	3.6%	7.1%	0.0%
Richland	356	76.1%	17.7%	10.7%	5.6%	82.6%	55.1%	10.1%	30.9%	10.4%	36.5%	4.2%	4.8%
Saluda	3	0.0%	0.0%	0.0%	0.0%	33.0%	67.0%	0.0%	0.0%	0.0%	100.0%	67.0%	33.0%
Spartanburg	284	60.6%	16.9%	10.6%	3.2%	9.5%	61.3%	4.6%	12.7%	7.4%	15.1%	10.6%	4.9%
Sumter	189	54.0%	13.2%	7.9%	2.6%	21.7%	51.3%	6.3%	22.2%	9.5%	33.9%	23.8%	2.6%
Union	29	65.5%	13.8%	10.3%	3.4%	10.3%	44.8%	13.8%	3.4%	10.3%	6.9%	3.4%	0.0%
Williamsburg	12	58.3%	8.3%	0.0%	0.0%	41.7%	66.7%	8.3%	25.0%	8.3%	16.7%	8.3%	0.0%
York	81	66.7%	23.5%	9.9%	3.7%	28.4%	56.8%	6.2%	8.6%	9.9%	17.3%	14.8%	3.7%



## TABLE 7 - WEAPONS AND SUBSTANCE USE

County	Order of Protection Cases Collected	Respondent intoxicated or has a substance use problem	Weapon Involvement		
			Respondent used a weapon against Petitioner	Respondent had access to a weapon	Respondent used or had access to a weapon
Statewide Total	3,451	14.4%	18.9%	4.7%	23.5%
Abbeville	4	25.0%	25.0%	0.0%	25.0%
Aiken	105	8.6%	26.7%	10.5%	37.1%
Allendale	1	0.0%	0.0%	0.0%	0.0%
Anderson	304	21.1%	24.3%	3.3%	27.6%
Bamberg	7	14.3%	57.1%	0.0%	57.1%
Barnwell	8	12.5%	25.0%	0.0%	25.0%
Beaufort	10	10.0%	10.0%	20.0%	30.0%
Berkeley	0	N/A	N/A	N/A	N/A
Calhoun	1	0.0%	0.0%	0.0%	0.0%
Charleston	410	12.4%	16.6%	4.4%	21.0%
Cherokee	24	8.3%	0.0%	0.0%	0.0%
Chester	6	16.7%	16.7%	0.0%	16.7%
Chesterfield	39	15.4%	23.1%	5.1%	28.2%
Clarendon	55	7.3%	14.5%	1.8%	16.4%
Colleton	40	7.5%	17.5%	0.0%	17.5%
Darlington	62	16.1%	22.6%	8.1%	30.6%
Dillon	43	16.3%	18.6%	9.3%	27.9%
Dorchester	145	12.4%	13.8%	8.3%	22.1%
Edgefield	10	30.0%	10.0%	20.0%	30.0%
Fairfield	5	0.0%	40.0%	0.0%	40.0%
Florence	152	11.8%	17.1%	0.7%	17.8%
Georgetown	20	25.0%	15.0%	5.0%	20.0%
Greenville	226	14.2%	21.7%	2.7%	24.3%
Greenwood	77	18.2%	14.3%	2.6%	16.9%
Hampton	1	0.0%	0.0%	0.0%	0.0%
Horry	114	28.1%	16.7%	4.4%	21.1%
Jasper	18	11.1%	11.1%	0.0%	11.1%
Kershaw	66	18.2%	15.2%	6.1%	21.2%
Lancaster	92	26.1%	18.5%	4.3%	22.8%
Laurens	34	29.4%	29.4%	8.8%	38.2%
Lee	9	0.0%	33.3%	0.0%	33.3%
Lexington	165	15.2%	15.2%	1.8%	17.0%
Marion	32	21.9%	12.5%	9.4%	21.9%
Marlboro	7	14.3%	14.3%	0.0%	14.3%
McCormick	3	100.0%	0.0%	0.0%	0.0%
Newberry	38	15.8%	23.7%	2.6%	26.3%
Oconee	36	33.3%	25.0%	2.8%	27.8%
Orangeburg	100	11.0%	18.0%	1.0%	19.0%
Pickens	28	21.0%	25.0%	0.0%	25.0%
Richland	356	9.8%	21.1%	7.3%	28.4%
Saluda	3	0.0%	66.7%	0.0%	66.7%
Spartanburg	284	6.3%	18.7%	4.6%	23.2%
Sumter	189	9.5%	13.2%	9.0%	22.2%
Union	29	17.2%	20.7%	3.4%	24.1%
Williamsburg	12	33.3%	16.7%	0.0%	16.7%
York	81	18.5%	21.0%	2.5%	23.5%

## TABLE 8 - ORDER OF PROTECTION CASES FILED AND ORDERS GRANTED

County	Total Population	Order of Protection Files Reported by SC Court Administration	Order of Protection Cases Collected	Orders of Protection Granted
Statewide Total	4,877,884	3,830	3,451	1,571
Abbeville	23,927	4	4	3
Aiken	165,492	105	105	57
Allendale	7,953	1	1	0
Anderson	194,874	313	304	134
Bamberg	13,503	7	7	2
Barnwell	20,887	19	8	4
Beaufort	181,070	11	10	3
Berkeley	210,990	192	0	N/A
Calhoun	14,403	1	1	0
Charleston	389,334	415	410	153
Cherokee	55,986	29	24	19
Chester	32,079	6	6	2
Chesterfield	45,346	39	39	13
Clarendon	32,505	55	55	21
Colleton	36,803	45	40	27
Darlington	65,611	66	62	29
Dillon	30,234	44	43	16
Dorchester	155,840	147	145	85
Edgefield	24,451	10	10	7
Fairfield	22,290	25	5	1
Florence	135,169	206	152	64
Georgetown	61,344	20	20	16
Greenville	494,967	230	226	113
Greenwood	67,912	83	77	38
Hampton	18,196	1	1	0
Horry	326,477	114	114	58
Jasper	27,967	19	18	10
Kershaw	64,757	72	66	20
Lancaster	89,776	95	92	37
Laurens	64,528	34	34	25
Lee	15,889	9	9	1
Lexington	286,597	170	165	89
Marion	30,733	34	32	10
Marlboro	23,886	7	7	2
McCormick	8,313	3	3	2
Newberry	37,058	39	38	15
Oconee	76,679	37	36	19
Orangeburg	84,762	101	100	49
Pickens	117,139	29	28	17
Richland	380,957	373	356	143
Saluda	19,970	3	3	2
Spartanburg	299,116	298	284	151
Sumter	104,124	192	189	62
Union	27,001	31	29	14
Williamsburg	29,689	12	12	5
York	261,300	84	81	33

**TABLE 9 - LAWYER REPRESENTATION**

County	Order of Protection Cases Collected	Cases where Only Petitioners had Representation	Cases where Only Respondents had Representation	Cases where Both Parties had Representation	Cases where No Parties had Representation
Statewide Total	3,451	12.5%	6.6%	5.7%	75.2%
Abbeville	4	0.0%	0.0%	0.0%	100.0%
Aiken	105	2.9%	8.6%	1.0%	87.6%
Allendale	1	0.0%	0.0%	0.0%	100.0%
Anderson	304	3.0%	6.3%	3.3%	87.5%
Bamberg	7	14.3%	14.3%	0%	71.4%
Barnwell	8	0.0%	0.0%	0.0%	100.0%
Beaufort	10	60.0%	0.0%	30.0%	10.0%
Berkeley	0	N/A	N/A	N/A	N/A
Calhoun	1	0.0%	0.0%	0.0%	100.0%
Charleston	410	7.3%	9.8%	4.9%	78.0%
Cherokee	24	4.2%	4.2%	4.2%	87.5%
Chester	6	0.0%	0.0%	0.0%	100.0%
Chesterfield	39	2.6%	2.6%	0.0%	94.9%
Clarendon	55	9.1%	7.3%	3.6%	80.0%
Colleton	40	0.0%	7.5%	0.0%	92.5%
Darlington	62	1.6%	9.7%	4.8%	83.9%
Dillon	43	4.7%	0.0%	4.7%	90.7%
Dorchester	145	2.8%	6.2%	5.5%	85.5%
Edgefield	10	0.0%	0.0%	10.0%	90.0%
Fairfield	5	0.0%	0.0%	0.0%	100.0%
Florence	152	1.3%	4.6%	2.6%	91.4%
Georgetown	20	45.0%	0.0%	20.0%	35.0%
Greenville	226	10.6%	7.1%	4.0%	78.3%
Greenwood	77	3.9%	1.3%	2.6%	92.2%
Hampton	1	0.0%	0.0%	0.0%	100.0%
Horry	114	57.0%	1.8%	14.0%	27.2%
Jasper	18	11.1%	5.6%	0.0%	83.3%
Kershaw	66	3.0%	10.6%	4.5%	81.8%
Lancaster	92	4.3%	8.7%	4.3%	82.6%
Laurens	34	29.4%	8.8%	8.8%	52.9%
Lee	9	0.0%	11.1%	0.0%	88.9%
Lexington	165	66.7%	4.8%	21.2%	7.3%
Marion	32	0.0%	3.1%	0.0%	96.9%
Marlboro	7	0.0%	14.3%	0.0%	85.7%
McCormick	3	33.3%	0.0%	0.0%	66.7%
Newberry	38	13.2%	2.6%	5.3%	78.9%
Oconee	36	5.6%	8.3%	2.8%	83.3%
Orangeburg	100	12.0%	8.0%	6.0%	74.0%
Pickens	28	0.0%	14.3%	7.1%	78.6%
Richland	356	24.2%	6.5%	7.3%	62.1%
Saluda	3	0.0%	0.0%	0.0%	100.0%
Spartanburg	284	3.5%	5.3%	4.2%	87.0%
Sumter	189	2.1%	9.0%	5.3%	83.6%
Union	29	6.9%	3.4%	0.0%	89.7%
Williamsburg	12	0.0%	8.3%	8.3%	83.3%
York	81	21.0%	6.2%	4.9%	67.9%

## TABLE 10 - TIME FROM CASE FILING TO ORDER OF PROTECTION ENTRY

County	Order of Protection Cases Collected	Orders of Protection Granted	Days between Filing of Petition and Entry of Order of Protection						
			0-5 Days	6-10 Days	11-15 Days	16-20 Days	21-30 Days	31-45 Days	46+ Days
Statewide Total	3,451	1,571	32.4%	21.7%	22.5%	8.4%	7.9%	3.5%	3.8%
Abbeville	4	3	33.3%	33.3%	33.3%	0.0%	0.0%	0.0%	0.0%
Aiken	105	57	17.5%	64.9%	8.8%	5.3%	1.8%	1.8%	0.0%
Allendale	1	0	0.0%	0.0%	0.0%	0.0%	0.0%	0.0%	0.0%
Anderson	304	154	45.5%	29.1%	15.7%	0.0%	5.2%	0.0%	4.5%
Bamberg	7	2	50.0%	0.0%	50.0%	0.0%	0.0%	0.0%	0.0%
Barnwell	8	4	50.0%	0.0%	50.0%	0.0%	0.0%	0.0%	0.0%
Beaufort	10	3	33.0%	67.0%	0.0%	0.0%	0.0%	0.0%	0.0%
Berkeley	0	N/A	N/A	N/A	N/A	N/A	N/A	N/A	N/A
Calhoun	1	0	0.0%	0.0%	0.0%	0.0%	0.0%	0.0%	0.0%
Charleston	410	155	43.0%	12.6%	23.8%	5.3%	4.0%	4.6%	6.6%
Cherokee	24	19	63.2%	26.3%	10.5%	0.0%	0.0%	0.0%	0.0%
Chester	6	2	0.0%	100.0%	0.0%	0.0%	0.0%	0.0%	0.0%
Chesterfield	39	13	15.4%	7.7%	23.1%	15.4%	7.7%	15.4%	15.4%
Clarendon	55	21	14.3%	28.6%	23.8%	4.8%	9.5%	4.8%	14.3%
Colleton	40	27	55.6%	33.3%	3.7%	0.0%	3.7%	3.7%	0.0%
Darlington	62	29	13.8%	27.6%	27.6%	6.9%	6.9%	3.4%	13.8%
Dillon	43	16	0.0%	18.8%	18.8%	31.3%	31.1%	0.0%	0.0%
Dorchester	145	85	43.5%	17.6%	20.0%	8.2%	8.2%	0.0%	2.4%
Edgefield	10	7	14.3%	28.6%	0.0%	28.6%	28.6%	0.0%	0.0%
Fairfield	5	1	0.0%	100.0%	0.0%	0.0%	0.0%	0.0%	0.0%
Florence	152	64	64.1%	14.1%	14.1%	4.9%	1.6%	1.6%	0.0%
Georgetown	20	16	0.0%	37.5%	18.8%	12.5%	12.5%	12.5%	6.3%
Greenville	226	113	55.3%	21.1%	14.9%	5.3%	1.8%	0.9%	0.9%
Greenwood	77	38	8.1%	18.9%	32.4%	18.9%	8.1%	2.7%	10.8%
Hampton	1	0	N/A	N/A	N/A	N/A	N/A	N/A	N/A
Horry	114	58	3.4%	1.7%	18.6%	22.0%	23.7%	18.6%	11.9%
Jasper	18	10	11.1%	44.4%	0.0%	11.1%	22.2%	0.0%	11.1%
Kershaw	66	20	75.0%	5.0%	15.0%	0.0%	5.0%	0.0%	0.0%
Lancaster	92	37	13.5%	13.5%	40.5%	5.4%	10.8%	2.7%	13.5%
Laurens	34	25	24.0%	32.0%	20.0%	4.0%	16.0%	0.0%	4.0%
Lee	9	1	0.0%	0.0%	0.0%	0.0%	0.0%	100.0%	0.0%
Lexington	165	89	18.0%	14.6%	34.8%	15.7%	12.4%	3.4%	1.1%
Marion	32	10	10.0%	10.0%	10.0%	20.0%	30.0%	10.0%	10.0%
Marlboro	7	2	0.0%	0.0%	50.0%	0.0%	0.0%	50.0%	0.0%
McCormick	3	2	50.0%	0.0%	50.0%	0.0%	0.0%	0.0%	0.0%
Newberry	38	15	66.7%	6.7%	26.7%	0.0%	0.0%	0.0%	0.0%
Oconee	36	19	0.0%	33.3%	44.4%	11.1%	0.0%	0.0%	11.1%
Orangeburg	100	49	42.9%	8.2%	28.6%	4.1%	12.2%	2.0%	2.0%
Pickens	28	17	23.5%	23.5%	23.5%	11.8%	17.6%	0.0%	0.0%
Richland	356	143	21.1%	17.6%	39.4%	5.6%	12.0%	3.5%	<1%
Saluda	3	2	50.0%	50.0%	0.0%	0.0%	0.0%	0.0%	0.0%
Spartanburg	284	151	29.6%	36.8%	13.8%	10.5%	5.9%	2.0%	1.3%
Sumter	189	62	50.0%	11.3%	21.0%	11.3%	1.6%	4.8%	0.0%
Union	29	14	0.0%	0.0%	42.9%	21.4%	28.6%	7.1%	0.0%
Williamsburg	12	5	40.0%	40.0%	20.0%	0.0%	0.0%	0.0%	0.0%
York	81	33	9.1%	0.0%	48.5%	21.2%	6.1%	3.0%	12.1%

# TABLE 11 - ORDER OF PROTECTION DURATION

County	Order of Protection Cases Collected	Orders of Protection Granted	Duration of Orders of Protection							
			Less than 6 months	6 months	7 months	8 months	9 months	10 months	11 months	12 months
Statewide Total	3,451	1,571	1.0%	27.6%	2.2%	1.3%	1.4%	0.4%	0.6%	65.2%
Abbeville	4	3	0.0%	0.0%	0.0%	0.0%	0.0%	0.0%	0.0%	100.0%
Aiken	105	57	0.0%	49.1%	1.8%	0.0%	0.0%	0.0%	0.0%	49.1%
Allendale	1	0	N/A	N/A	N/A	N/A	N/A	N/A	N/A	N/A
Anderson	304	134	0.8%	17.3%	8.3%	6.8%	9.0%	1.5%	2.3%	54.1%
Bamberg	7	2	0.0%	50.0%	0.0%	0.0%	0.0%	0.0%	0.0%	50.0%
Barnwell	8	4	0.0%	0.0%	0.0%	0.0%	0.0%	0.0%	0.0%	100.0%
Beaufort	10	3	0.0%	33.3%	0.0%	0.0%	0.0%	0.0%	0.0%	66.7%
Berkeley	0	N/A	N/A	N/A	N/A	N/A	N/A	N/A	N/A	N/A
Calhoun	1	0	N/A	N/A	N/A	N/A	N/A	N/A	N/A	N/A
Charleston	410	153	0.7%	21.7%	1.3%	0.7%	0.7%	0.0%	1.3%	73.7%
Cherokee	24	19	0.0%	21.1%	0.0%	0.0%	0.0%	0.0%	0.0%	78.9%
Chester	6	2	0.0%	0.0%	50.0%	0.0%	0.0%	0.0%	0.0%	50.0%
Chesterfield	39	13	8.3%	25.0%	0.0%	0.0%	0.0%	16.7%	0.0%	50.0%
Clarendon	55	21	4.8%	9.5%	4.8%	0.0%	0.0%	0.0%	0.0%	81.0%
Colleton	40	27	0.0%	44.4%	0.0%	0.0%	0.0%	0.0%	0.0%	55.6%
Darlington	62	29	0.0%	58.6%	10.3%	3.4%	3.4%	0.0%	0.0%	24.1%
Dillon	43	16	0.0%	56.3%	12.5%	0.0%	0.0%	0.0%	6.3%	25.0%
Dorchester	145	85	2.4%	8.3%	0.0%	0.0%	0.0%	0.0%	0.0%	87.1%
Edgefield	10	7	0.0%	57.1%	0.0%	0.0%	0.0%	0.0%	0.0%	42.9%
Fairfield	5	1	0.0%	0.0%	0.0%	0.0%	0.0%	0.0%	0.0%	100.0%
Florence	152	64	0.0%	50.0%	0.0%	3.1%	1.6%	0.0%	0.0%	45.3%
Georgetown	20	16	6.3%	37.5%	0.0%	0.0%	0.0%	0.0%	0.0%	56.3%
Greenville	226	113	0.0%	25.0%	1.8%	4.5%	0.9%	0.9%	1.8%	65.2%
Greenwood	77	38	0.0%	23.7%	0.0%	0.0%	0.0%	0.0%	0.0%	76.3%
Hampton	1	0	N/A	N/A	N/A	N/A	N/A	N/A	N/A	N/A
Horry	114	58	0.0%	22.8%	1.8%	0.0%	1.8%	0.0%	0.0%	73.7%
Jasper	18	10	10.0%	10.0%	0.0%	0.0%	0.0%	0.0%	0.0%	80.0%
Kershaw	66	20	4.8%	57.1%	0.0%	0.0%	0.0%	0.0%	0.0%	38.1%
Lancaster	92	37	8.3%	11.1%	0.0%	0.0%	0.0%	0.0%	0.0%	80.6%
Laurens	34	25	0.0%	16.7%	0.0%	0.0%	0.0%	0.0%	0.0%	83.3%
Lee	9	1	0.0%	0.0%	0.0%	0.0%	0.0%	0.0%	0.0%	100.0%
Lexington	165	89	0.0%	29.2%	0.0%	0.0%	1.1%	0.0%	1.1%	68.5%
Marion	32	10	10.0%	50.0%	0.0%	0.0%	0.0%	0.0%	0.0%	40.0%
Marlboro	7	2	0.0%	100.0%	0.0%	0.0%	0.0%	0.0%	0.0%	0.0%
McCormick	3	2	0.0%	100.0%	0.0%	0.0%	0.0%	0.0%	0.0%	0.0%
Newberry	38	15	0.0%	6.7%	0.0%	0.0%	0.0%	0.0%	0.0%	93.3%
Oconee	36	19	0.0%	31.6%	5.3%	5.3%	21.1%	0.0%	0.0%	36.8%
Orangeburg	100	49	0.0%	8.2%	0.0%	0.0%	0.0%	0.0%	0.0%	91.8%
Pickens	28	17	0.0%	5.9%	0.0%	0.0%	0.0%	0.0%	0.0%	94.1%
Richland	356	143	0.7%	25.2%	4.2%	0.7%	0.0%	0.0%	0.0%	69.2%
Saluda	3	2	0.0%	0.0%	0.0%	0.0%	0.0%	0.0%	0.0%	100.0%
Spartanburg	284	151	0.0%	44.7%	0.7%	0.0%	0.0%	0.0%	0.0%	54.6%
Sumter	189	62	3.3%	29.5%	3.3%	0.0%	0.0%	0.0%	0.0%	63.9%
Union	29	14	0.0%	28.6%	0.0%	0.0%	0.0%	0.0%	0.0%	71.4%
Williamsburg	12	5	0.0%	0.0%	0.0%	0.0%	0.0%	0.0%	0.0%	100.0%
York	81	35	0.0%	18.2%	0.0%	3.0%	0.0%	3.0%	0.0%	75.8%

# Appendix 3:

## County Profiles

# ABBEVILLE

## COUNTY PROFILE

**4** CASES COLLECTED | **3** ORDERS OF PROTECTION GRANTED



### DEMOGRAPHICS

#### SEX



Petitioners\*\* were female



Respondents\*\*\* were male

#### AGE

Petitioner\* Respondent\*\*\*



#### RACE



Petitioners\*\*



Respondents\*\*\*

### RELATIONSHIP OF PARTIES



Current Spouse



Former Spouse



Family

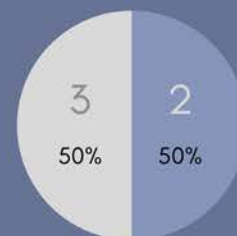


Lived together, never married



Co-Parents

#### Number of Mutual Children



\*Petitioner age not reported because fewer than 50% of files had this information  
 \*\*50% of files had petitioner sex data and 50% of files had petitioner race data,  
 \*\*\*100% of files had respondent sex, age, and race data

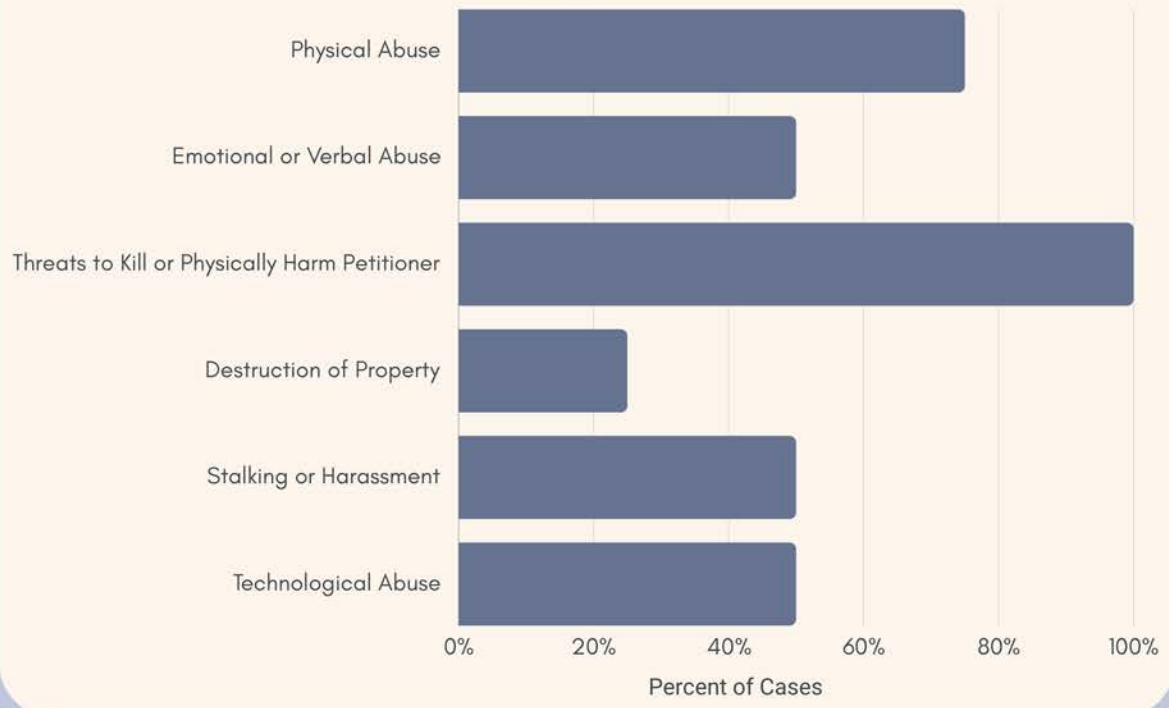


Respondent used or had access to a weapon

# Lawyer Representation

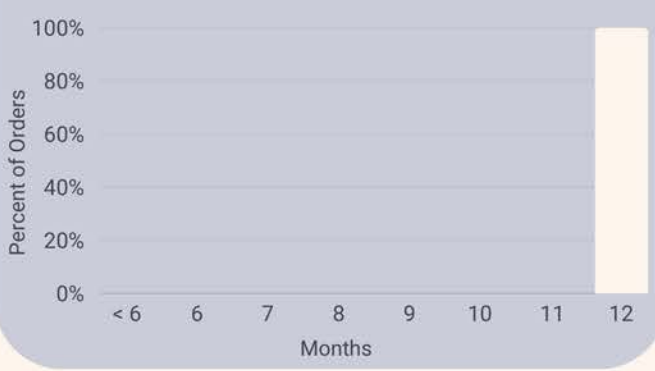


## Type of Abuse



100% of Petitioners reported more than one type of abuse.

## Duration of Order of Protection

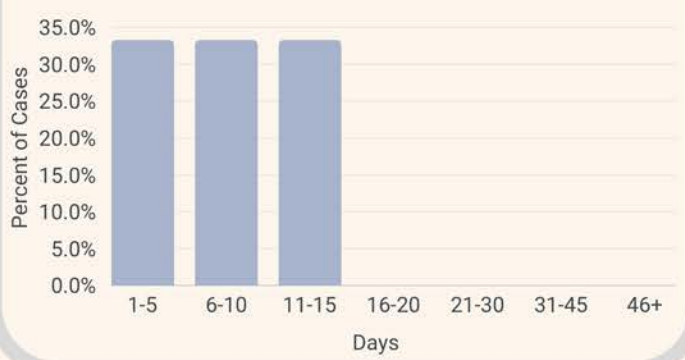


25% Respondent was intoxicated and/or had a substance use problem

7 days

Average time between filing and entry of an Order of Protection

## Days Between Filing and Entry of Order of Protection





# AIKEN COUNTY PROFILE

**105** CASES COLLECTED | **57** ORDERS OF PROTECTION GRANTED



## DEMOGRAPHICS

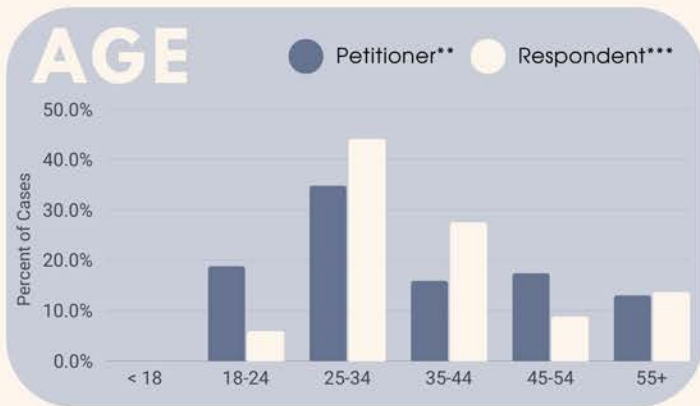
### SEX



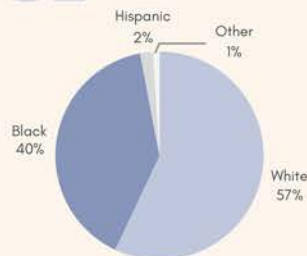
Petitioners\*\* were female



Respondents\*\*\* were male



### RACE



Petitioners\*

Respondents\*\*\*

## RELATIONSHIP OF PARTIES



Current Spouse



Former Spouse



Family

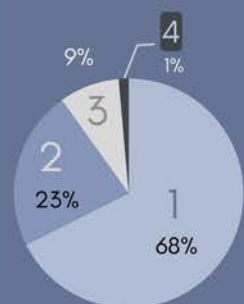


Lived together, never married

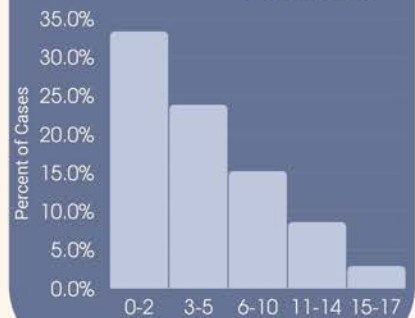


Co-Parents

### Number of Mutual Children



### Ages of Children



\*Petitioner race not reported because fewer than 50% of files had this information  
 \*\*52% of files had petitioner sex data and 66% of files had petitioner age data  
 \*\*\*99% of files had respondent sex data, 97% of files had respondent age data, and 96% of files had respondent race data

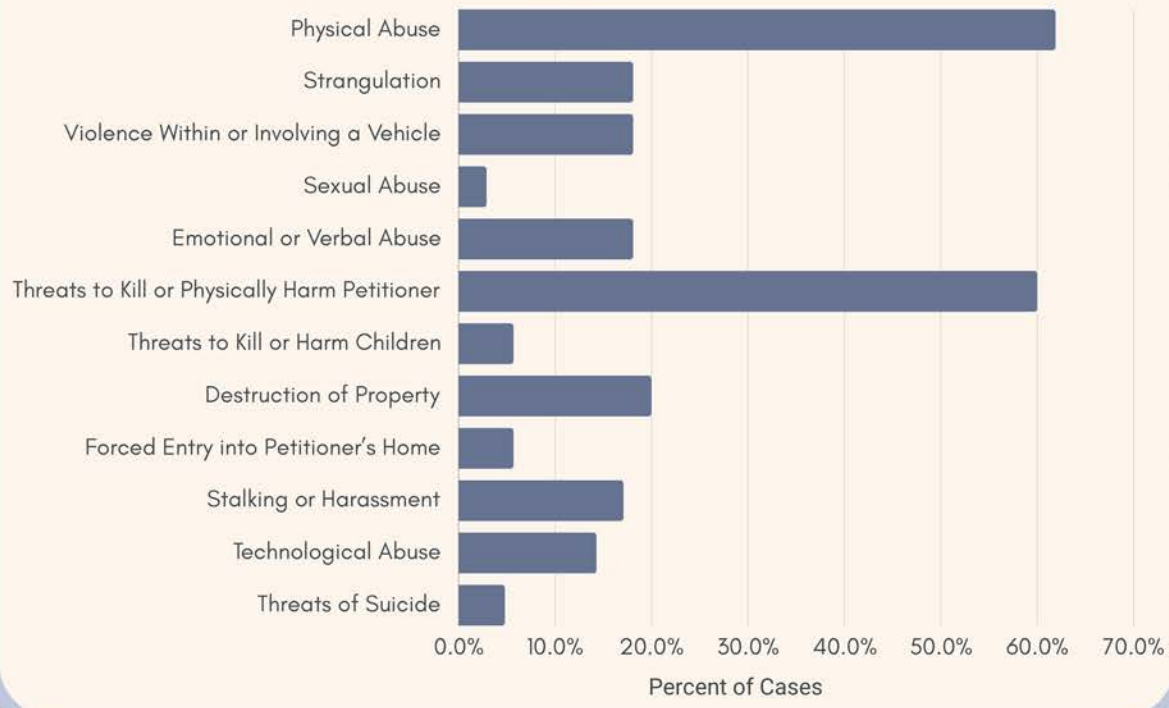


37% Respondent used or had access to a weapon

### Lawyer Representation

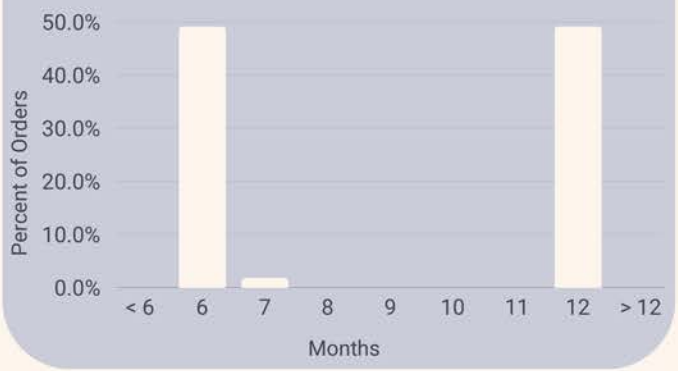


### Type of Abuse



90% of Petitioners reported more than one type of abuse.

### Duration of Order of Protection



9% Respondent was intoxicated and/or had a substance use problem

9 days Average time between filing and entry of an Order of Protection

### Days Between Filing and Entry of Order of Protection



# ALLENDALE

## COUNTY PROFILE

1

CASES COLLECTED

0

ORDERS OF PROTECTION GRANTED



### DEMOGRAPHICS

#### SEX



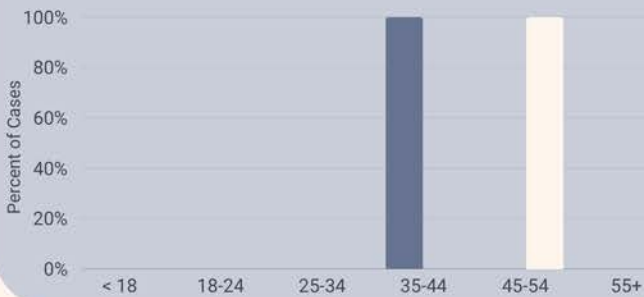
Petitioners\* were female



Respondents\*\* were male

#### AGE

Petitioner\* Respondent\*\*



#### RACE



Petitioners\*



Respondents\*\*

### RELATIONSHIP OF PARTIES



Current Spouse



Family



Former Spouse



Lived together, never married



Co-Parents



\*100% of files had petitioner sex, age, and race data  
\*\*100% of files had respondent sex, age, and race data



Respondent used or had access to a weapon

### Lawyer Representation

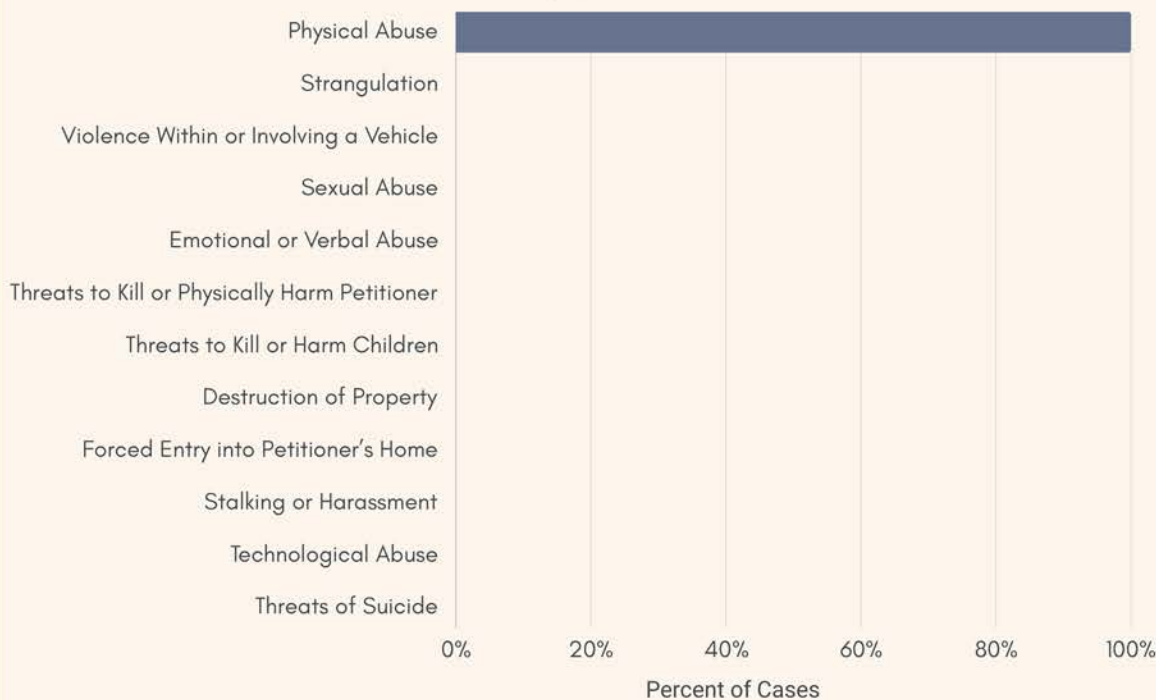
00% Petitioner Only Represented

00% Both Parties Represented

00% Respondent Only Represented

100% Neither Party Represented

### Type of Abuse



00% of Petitioners reported more than one type of abuse.

00%

Respondent was intoxicated and/or had a substance use problem

# ANDERSON

## COUNTY PROFILE



**304** CASES COLLECTED | **134** ORDERS OF PROTECTION GRANTED

### DEMOGRAPHICS

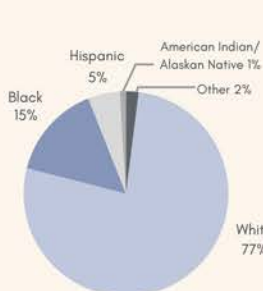
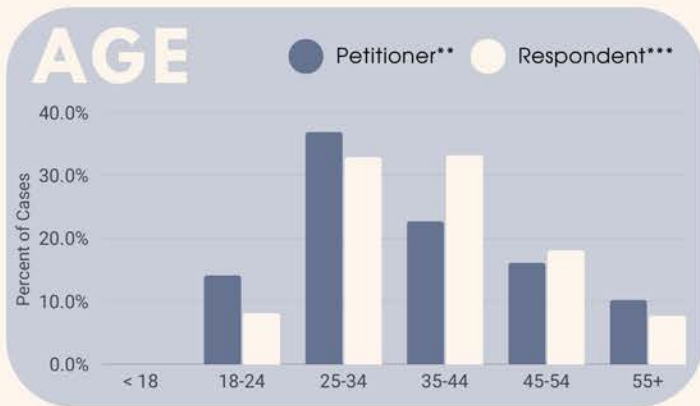
#### SEX\*



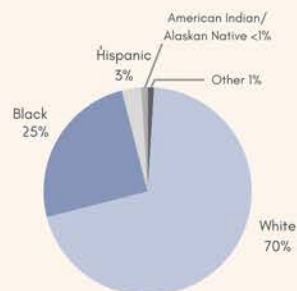
Petitioners\*\* were female



Respondents\*\*\* were male



Petitioners\*\*



Respondents\*\*\*

### RELATIONSHIP OF PARTIES



Current Spouse



Former Spouse



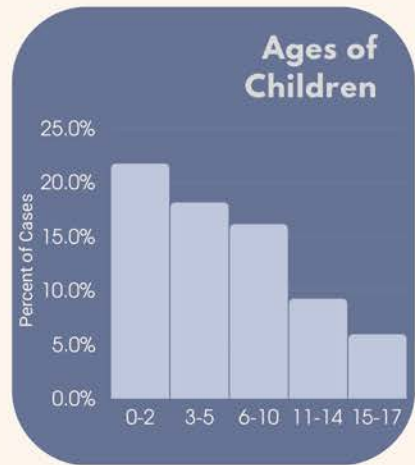
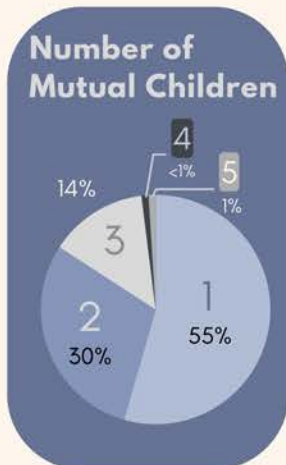
Family



Lived together, never married



Co-Parents



\*<1% of petitioners identified as "Other"  
 \*\*77% of files had petitioner sex data, 84% of files had petitioner age data, and 62% of files had petitioner race data  
 \*\*\*99% of files had respondent sex data, 98% of files had respondent age data, and 98% of files had respondent race data

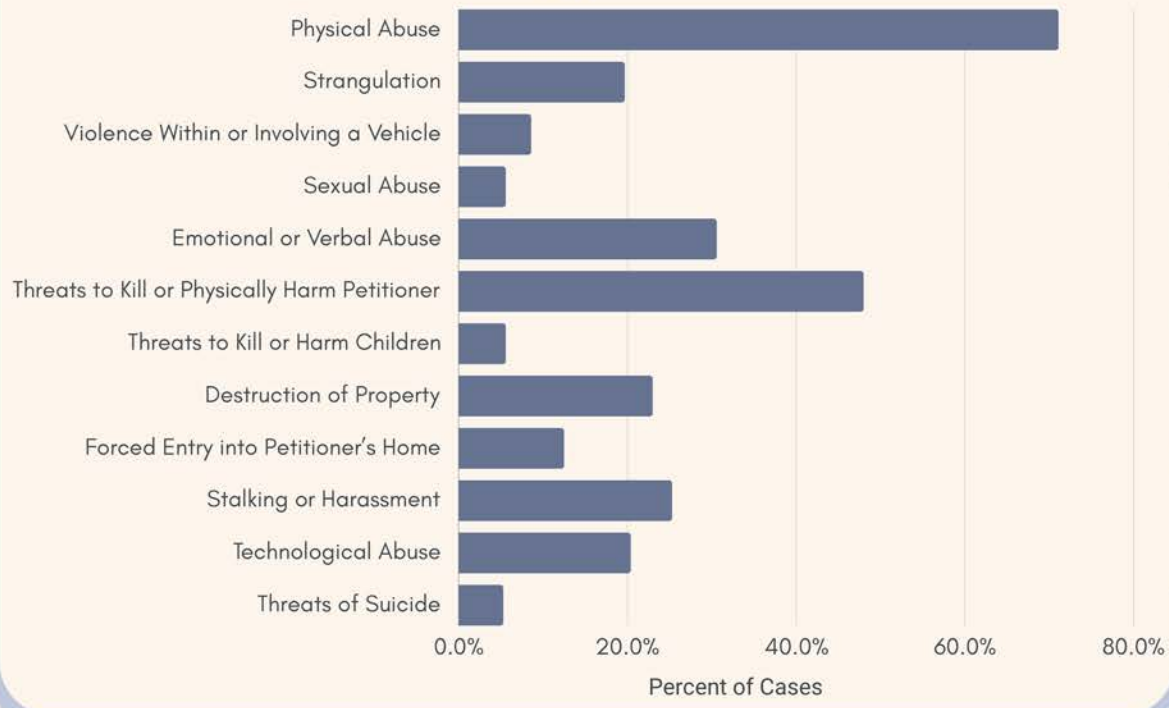


Respondent used or had access to a weapon

# Lawyer Representation

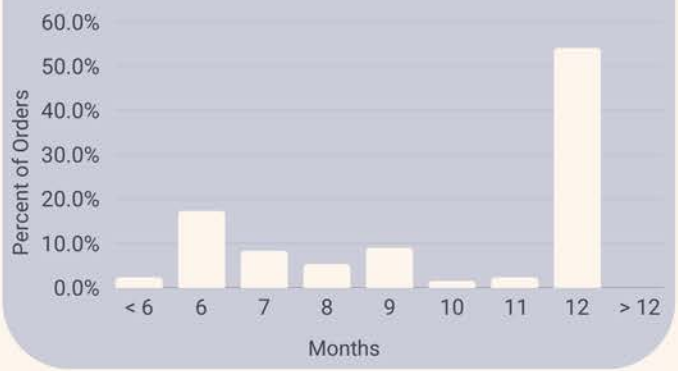


# Type of Abuse



90% of Petitioners reported more than one type of abuse.

# Duration of Order of Protection



21% Respondent was intoxicated and/or had a substance use problem

10 days

Average time between filing and entry of an Order of Protection

# Days Between Filing and Entry of Order of Protection



# BAMBERG

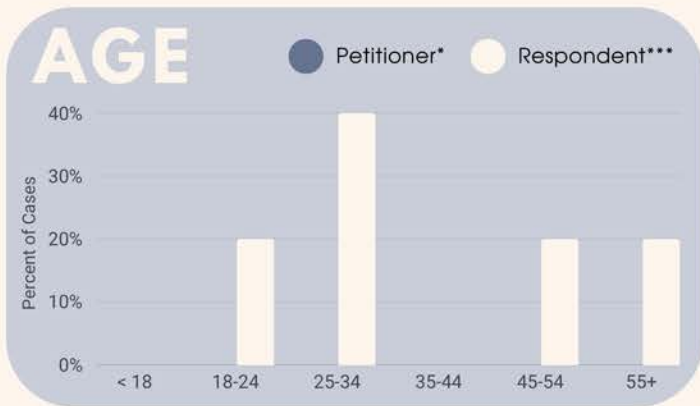
## COUNTY PROFILE

**7** CASES COLLECTED | **2** ORDERS OF PROTECTION GRANTED

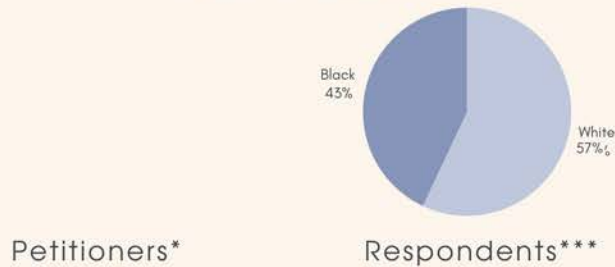


### DEMOGRAPHICS

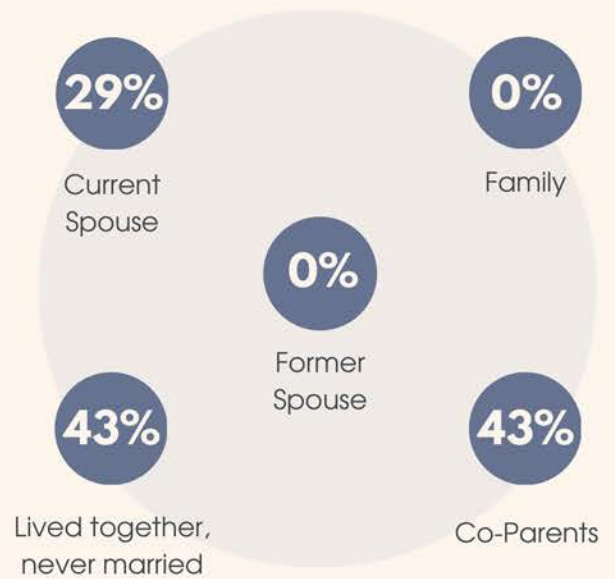
#### SEX



#### RACE



### RELATIONSHIP OF PARTIES



\*Petitioner age and race data not reported because fewer than 50% of files had this information.

\*\*86% of files had petitioner sex data

\*\*\*100% of files had respondent sex data, 71% of files had respondent age data, and 100% of files had respondent race data

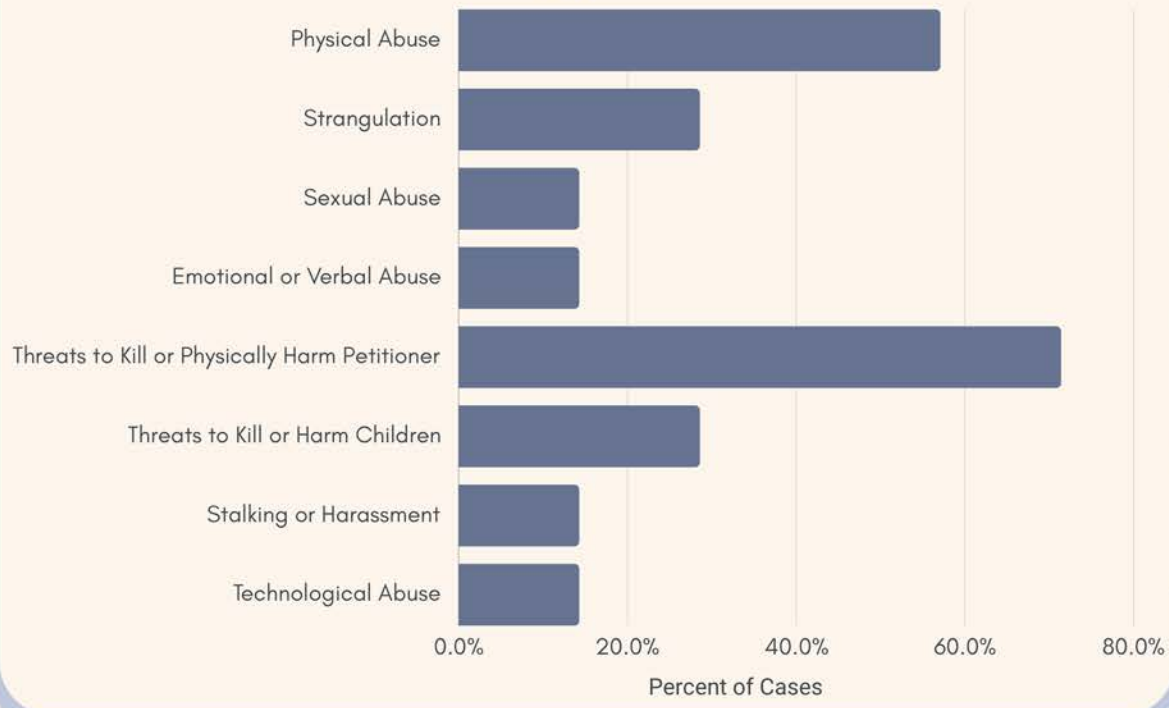


Respondent used or had access to a weapon

### Lawyer Representation

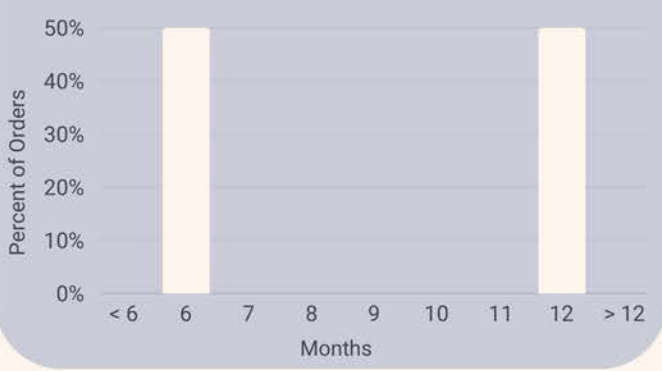


### Type of Abuse



100% of Petitioners reported more than one type of abuse.

### Duration of Order of Protection



14% Respondent was intoxicated and/or had a substance use problem

9 days Average time between filing and entry of an Order of Protection

### Days Between Filing and Entry of Order of Protection





# BARNWELL

## COUNTY PROFILE

**8** CASES COLLECTED<sup>^</sup> | **4** ORDERS OF PROTECTION GRANTED



### DEMOGRAPHICS

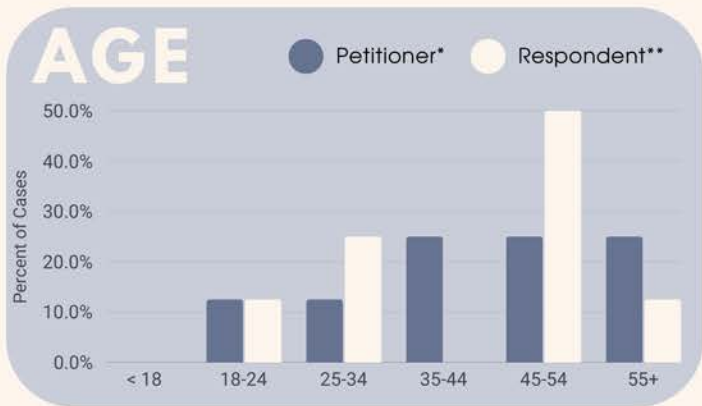
#### SEX



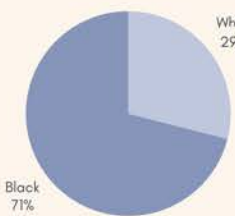
Petitioners\* were female



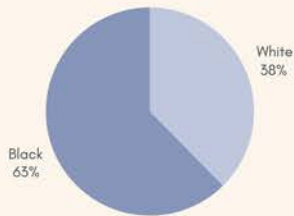
Respondents\*\* were male



#### RACE



Petitioners\*



Respondents\*\*

### RELATIONSHIP OF PARTIES



Current Spouse



Former Spouse



Family



Lived together, never married

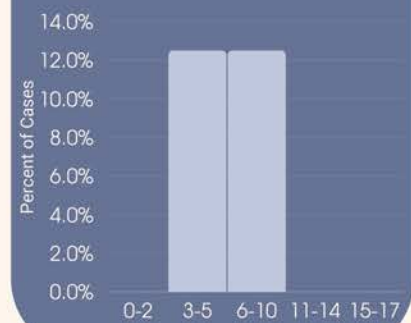


Co-Parents

#### Number of Mutual Children



#### Ages of Children



<sup>^</sup>Cases collected represent 42% of cases reported by SC Court Administration.

\*100% of files had petitioner sex data, 100% of files had petitioner age data, and 88% of files had petitioner race data

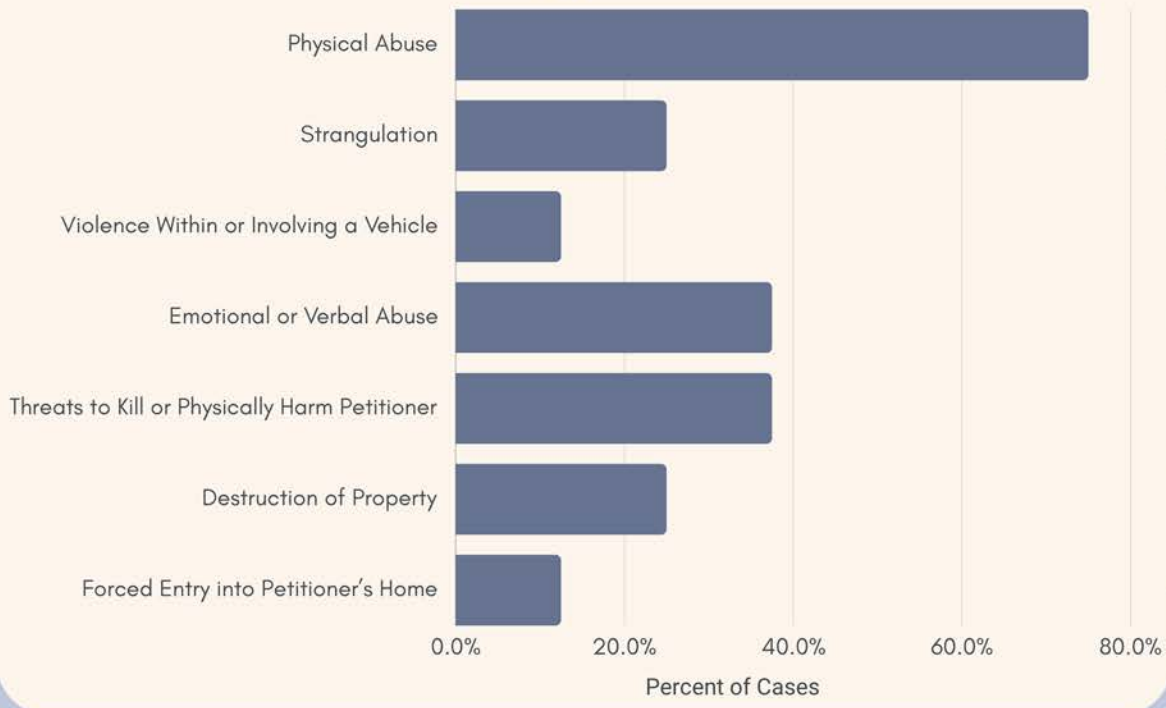
\*\*100% of files had respondent sex, age, and race data

# Lawyer Representation



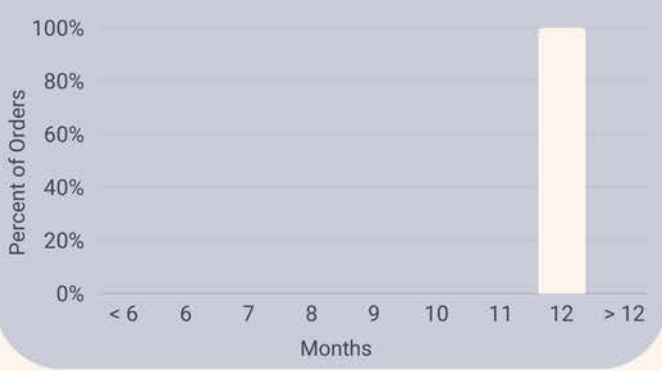
25% Respondent used or had access to a weapon

## Type of Abuse



75% of Petitioners reported more than one type of abuse.

## Duration of Order of Protection



13% Respondent was intoxicated and/or had a substance use problem

7 days Average time between filing and entry of an Order of Protection

## Days Between Filing and Entry of Order of Protection



# BEAUFORT

## COUNTY PROFILE

**10** CASES COLLECTED | **3** ORDERS OF PROTECTION GRANTED



### DEMOGRAPHICS

#### SEX



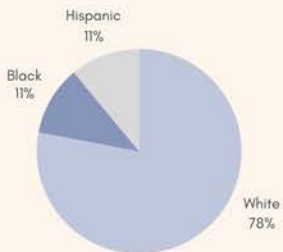
Petitioners\* were female



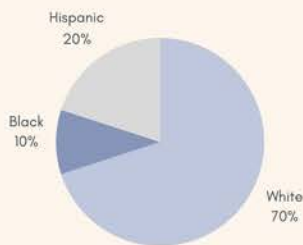
Respondents\*\* were male



#### RACE



Petitioners\*



Respondents\*\*

### RELATIONSHIP OF PARTIES



Current Spouse



Former Spouse



Family



Lived together, never married

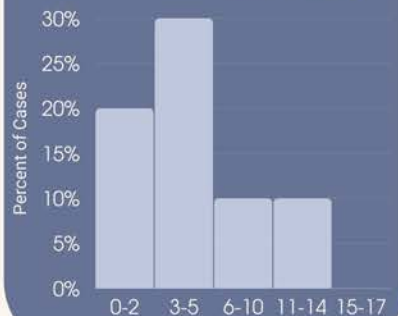


Co-Parents

#### Number of Mutual Children



#### Ages of Children



\*90% of files had petitioner sex, age, and race data  
 \*\*100% of files had respondent sex, age, and race data

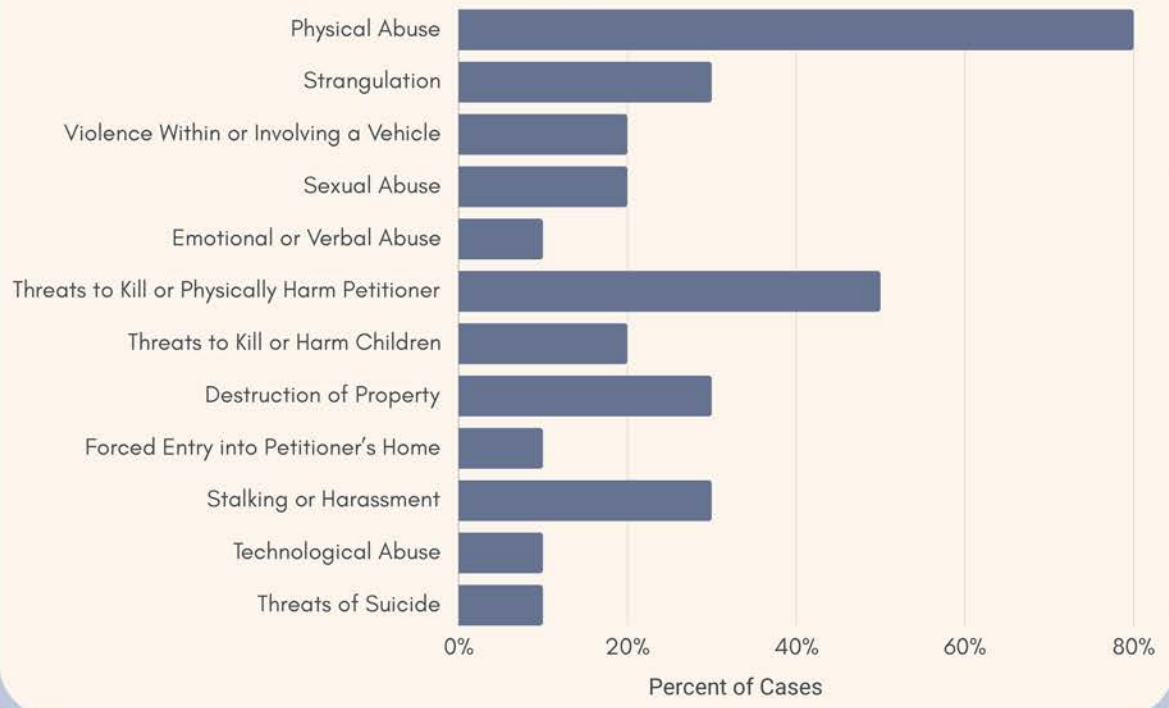


Respondent used or had access to a weapon

# Lawyer Representation

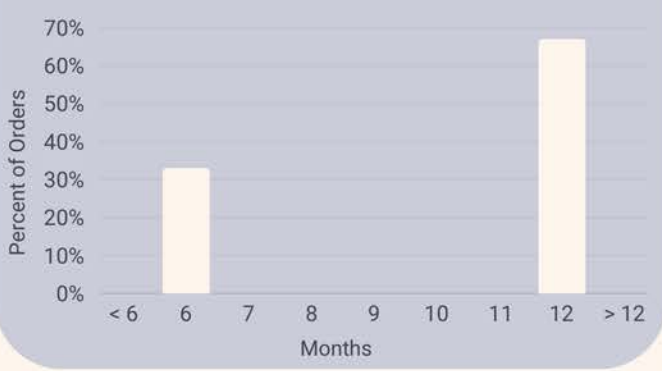


# Type of Abuse



91% of Petitioners reported more than one type of abuse.

# Duration of Order of Protection

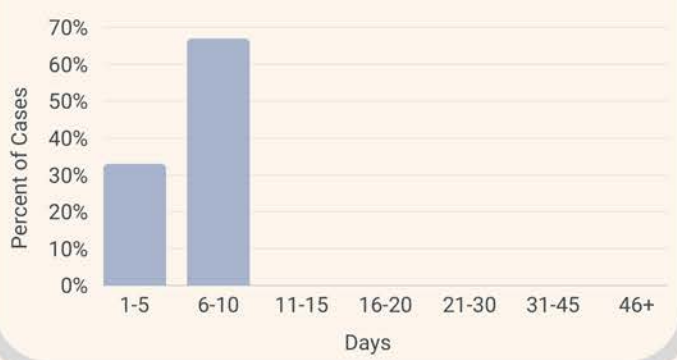


10% Respondent was intoxicated and/or had a substance use problem

6 days

Average time between filing and entry of an Order of Protection

# Days Between Filing and Entry of Order of Protection



# BERKELEY

57

## COUNTY PROFILE

CASES  
COLLECTED

190

CASES  
FILED



---

NUMBER OF CASES FILED ACCORDING  
TO SC COURT ADMINISTRATION. THIS  
COUNTY ELECTED NOT TO PARTICIPATE  
IN THE STUDY.

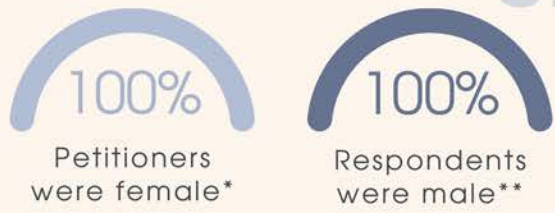
# CALHOUN COUNTY PROFILE

**1** CASES COLLECTED | **0** ORDERS OF PROTECTION GRANTED

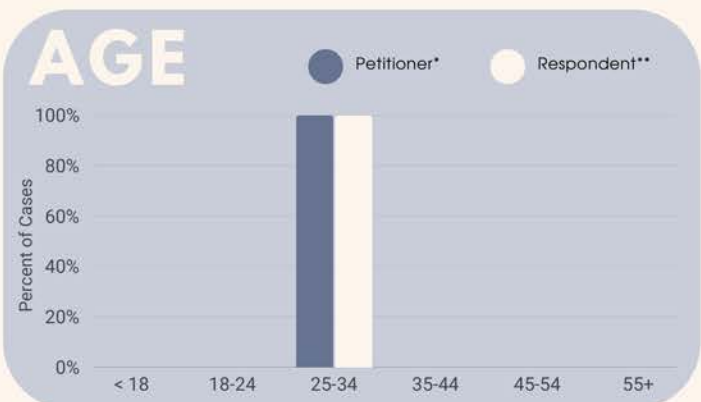


## DEMOGRAPHICS


### SEX



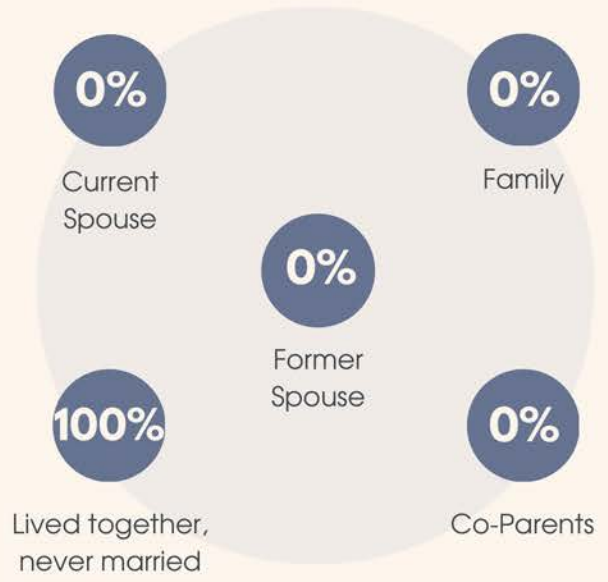
### AGE



### RACE



## RELATIONSHIP OF PARTIES



\*100% of files had petitioner sex, age, and race data  
 \*\*100% of files had respondent sex, age, and race data

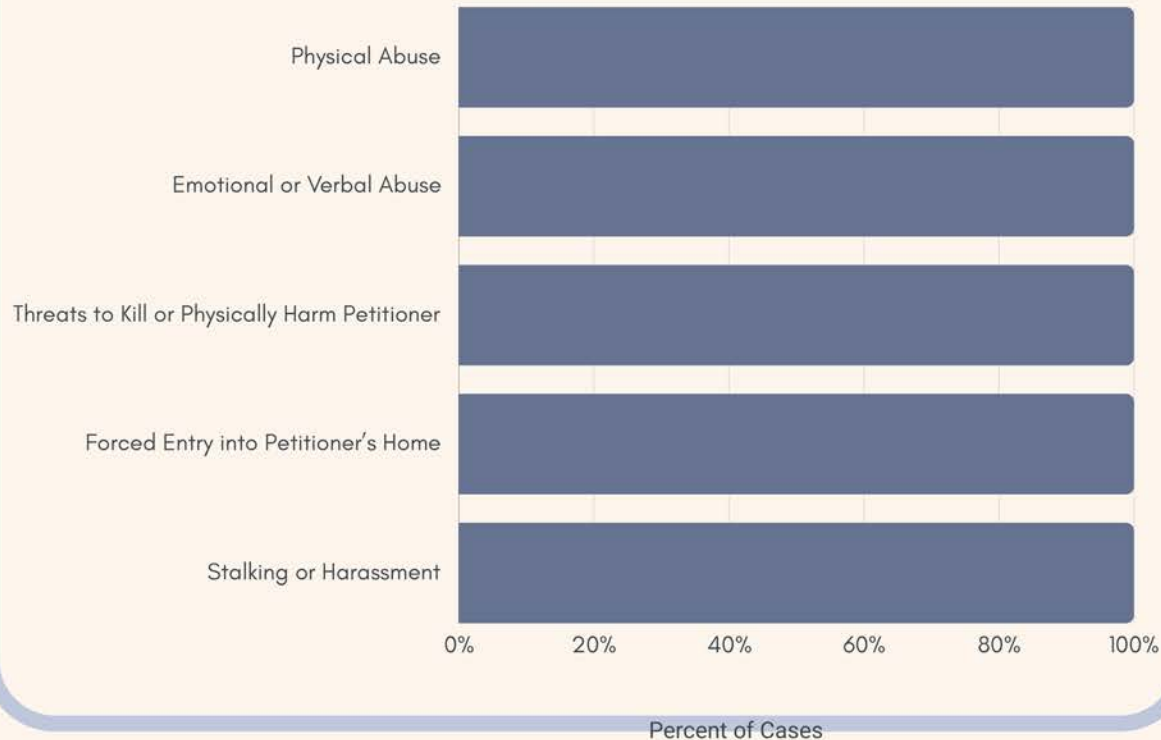


Respondent used or had access to a weapon

# Lawyer Representation

0%	Petitioner Only Represented	0%	Both Parties Represented
0%	Respondent Only Represented	100%	Neither Party Represented

## Type of Abuse



100% of Petitioners reported more than one type of abuse.

0%

Respondent was intoxicated and/or had a substance use problem

# CHARLESTON

## COUNTY PROFILE

**410**

CASES COLLECTED

**154**

ORDERS OF PROTECTION GRANTED



### DEMOGRAPHICS

#### SEX



Petitioners\*

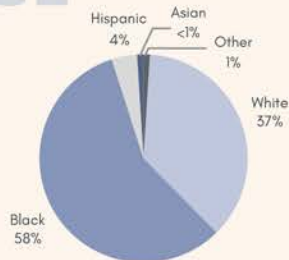
Respondents\*\* were male

#### AGE

Petitioner\* Respondent\*\*



#### RACE



Petitioners\*

Respondents\*\*

### RELATIONSHIP OF PARTIES

#### OF PARTIES

**30%**

Current Spouse

**7%**

Former Spouse

**4%**

Family

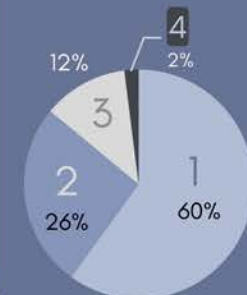
**37%**

Lived together, never married

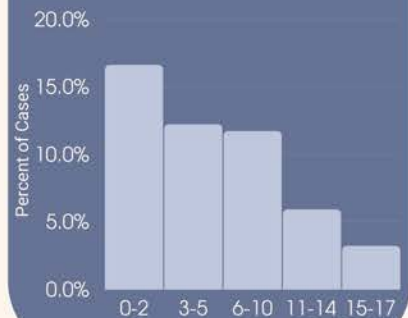
**48%**

Co-Parents

#### Number of Mutual Children



#### Ages of Children



\*Petitioner sex, race, and age not reported because fewer than 50% of files had this information

\*\*99% of files had respondent sex data, 93% of files had respondent age data, and 95% of files had respondent race data



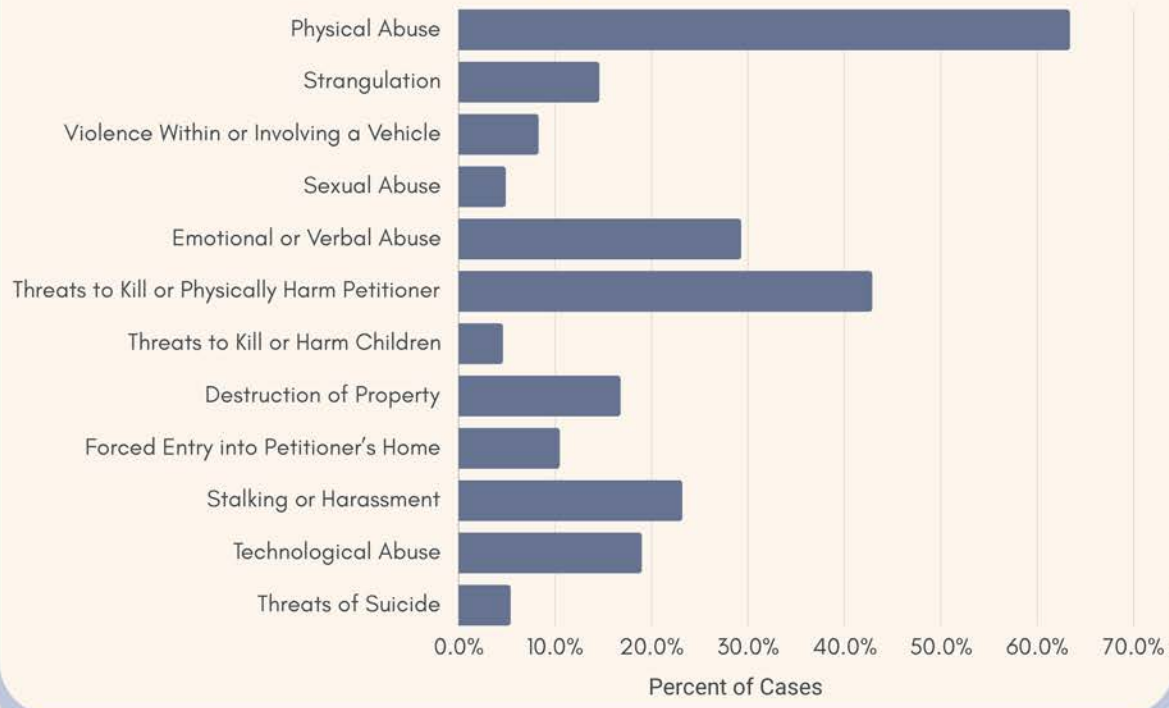


Respondent used or had access to a weapon

### Lawyer Representation

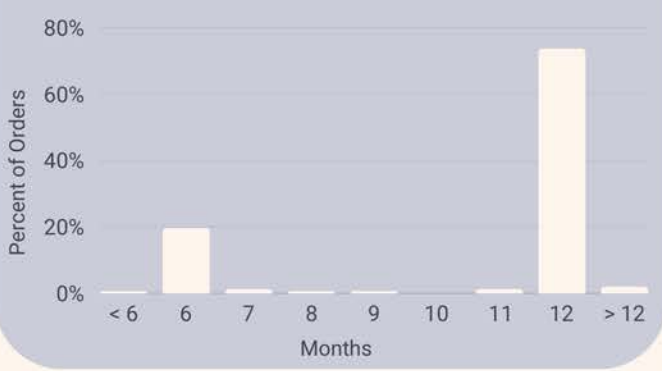


### Type of Abuse



78% of Petitioners reported more than one type of abuse.

### Duration of Order of Protection



12% Respondent was intoxicated and/or had a substance use problem

14 days

Average time between filing and entry of an Order of Protection

### Days Between Filing and Entry of Order of Protection



# CHEROKEE

## COUNTY PROFILE

**24** CASES COLLECTED | **19** ORDERS OF PROTECTION GRANTED



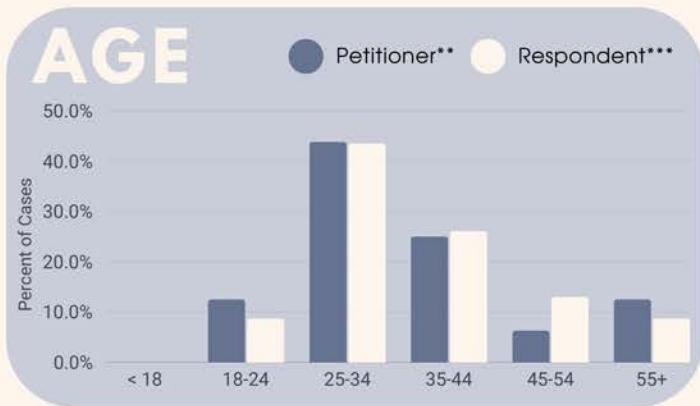
### DEMOGRAPHICS

#### SEX

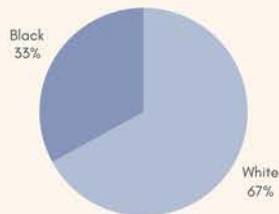


Petitioners\* were female

Respondents\*\*\* were male



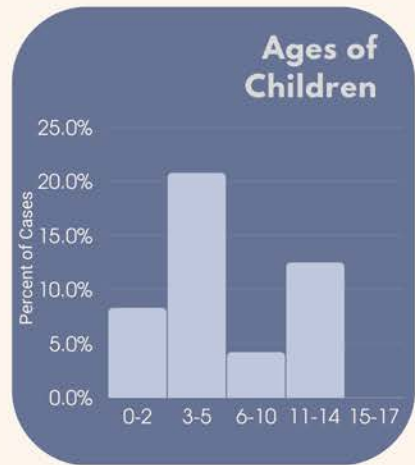
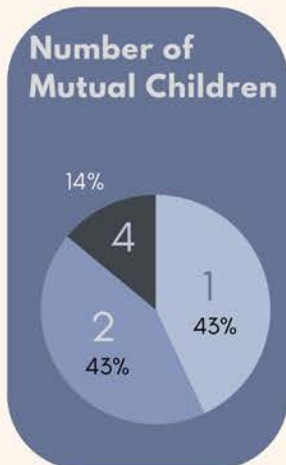
#### RACE



Petitioners\*

Respondents\*\*\*


### RELATIONSHIP OF PARTIES



\*Petitioner sex and race data not reported because fewer than 50% of files had this information

\*\*67% of files had petitioner age data

\*\*\*100% of files had respondent sex data, 96% of files had respondent age data, and 100% of files had respondent race data

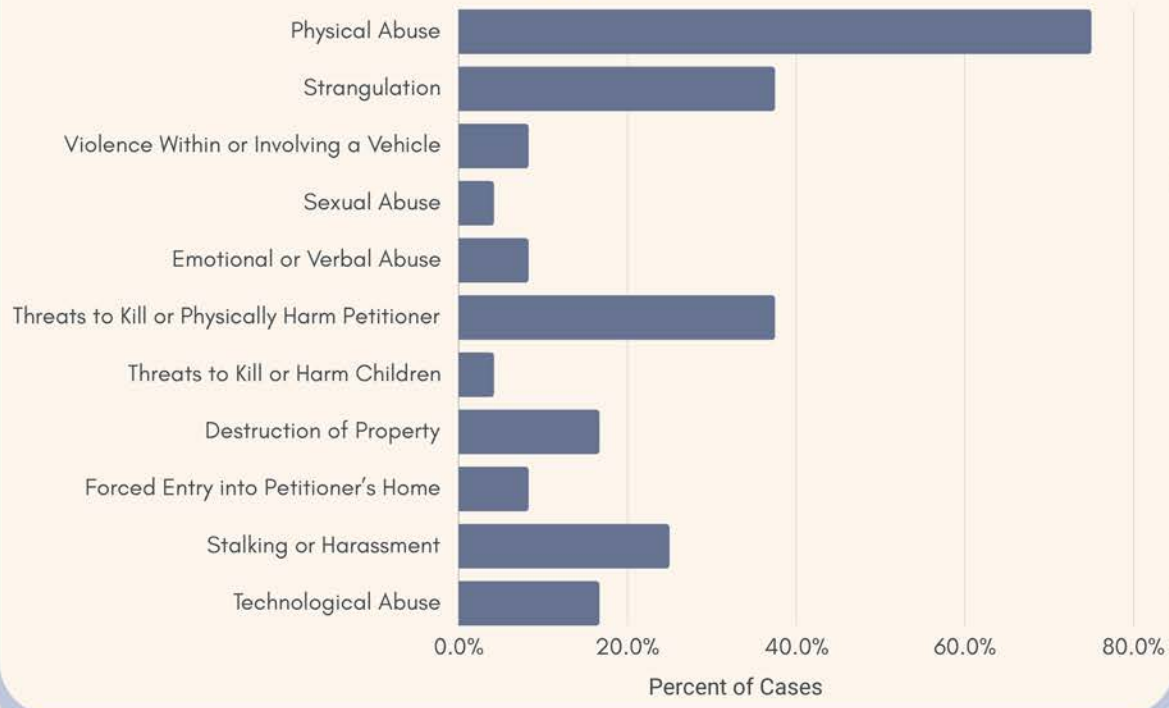


Respondent used or had access to a weapon

# Lawyer Representation

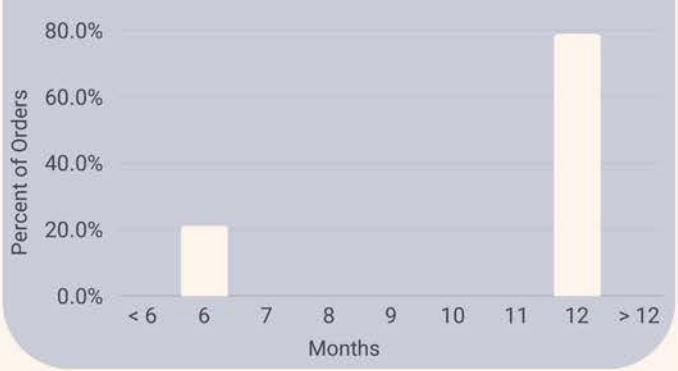


# Type of Abuse



88% of Petitioners reported more than one type of abuse.

# Duration of Order of Protection



8% Respondent was intoxicated and/or had a substance use problem

5 days

Average time between filing and entry of an Order of Protection

# Days Between Filing and Entry of Order of Protection



# CHESTER COUNTY PROFILE

**6** CASES COLLECTED | **2** ORDERS OF PROTECTION GRANTED



## DEMOGRAPHICS

### SEX



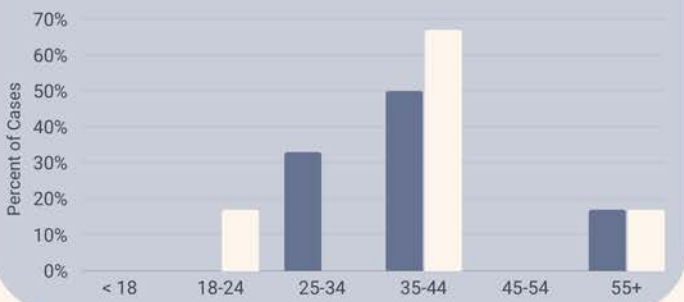
Petitioners\* were female



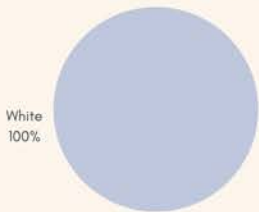
Respondents\*\* were male

### AGE

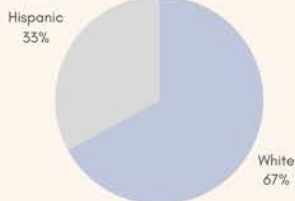
Petitioner\* Respondent\*\*



### RACE



Petitioners\*



Respondents\*\*

## RELATIONSHIP OF PARTIES



Current Spouse



Former Spouse



Family

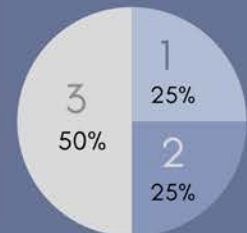


Lived together, never married

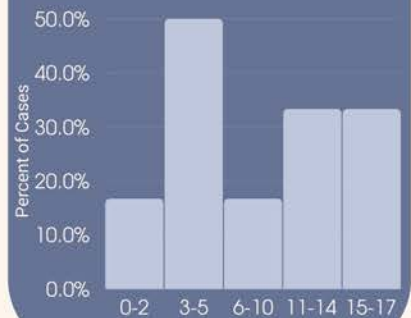


Co-Parents

### Number of Mutual Children



### Ages of Children



\*100% of files had petitioner sex, age, and race data  
\*\*100% of files had respondent sex, age, and race data

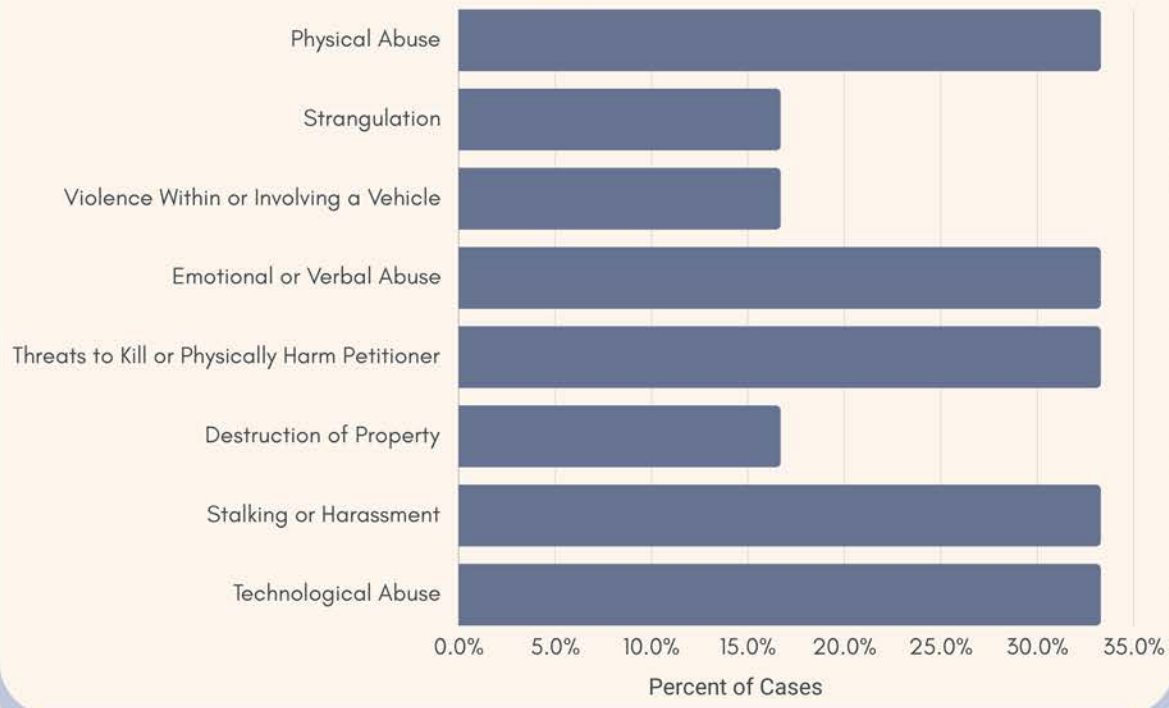


Respondent used or had access to a weapon

# Lawyer Representation



# Type of Abuse



83% of Petitioners reported more than one type of abuse.

# Duration of Order of Protection

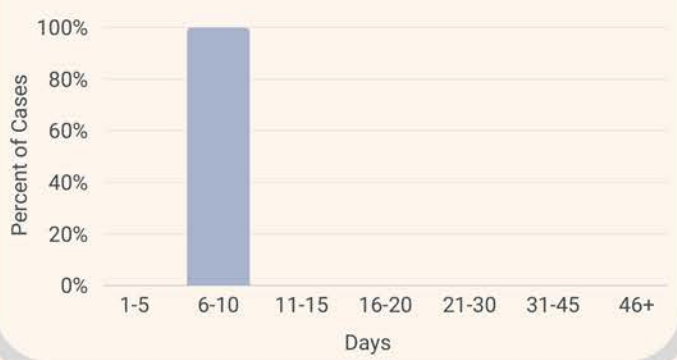


17% Respondent was intoxicated and/or had a substance use problem

8 days

Average time between filing and entry of an Order of Protection

# Days Between Filing and Entry of Order of Protection



# CHESTERFIELD

## COUNTY PROFILE

**39** CASES COLLECTED

**13** ORDERS OF PROTECTION GRANTED

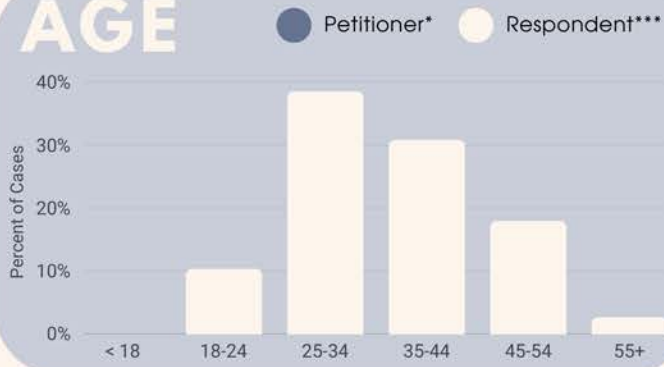


### DEMOGRAPHICS

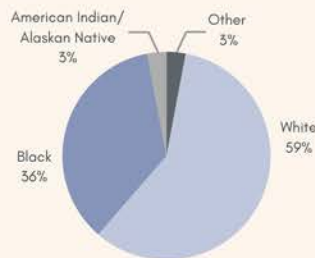
#### SEX



#### AGE



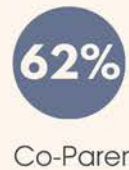
#### RACE



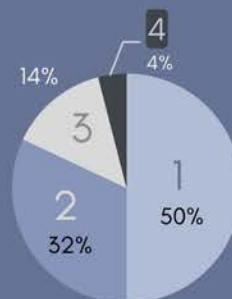
Petitioners\*

Respondents\*\*\*

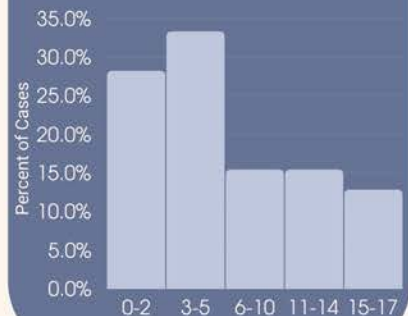
### RELATIONSHIP OF PARTIES



#### Number of Mutual Children



#### Ages of Children



\*Petitioner age and race not reported because fewer than 50% of files had this information

\*\*97% of files had petitioner sex data

\*\*\*100% of files had respondent sex, age, and race data

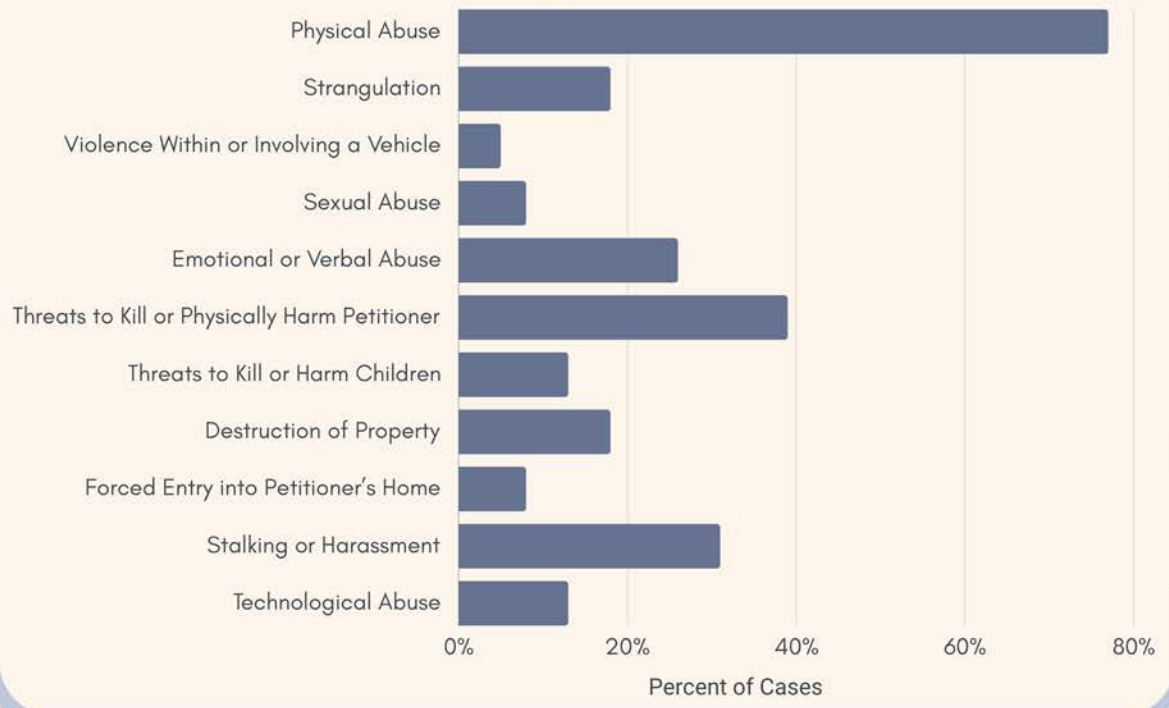


Respondent used or had access to a weapon

# Lawyer Representation

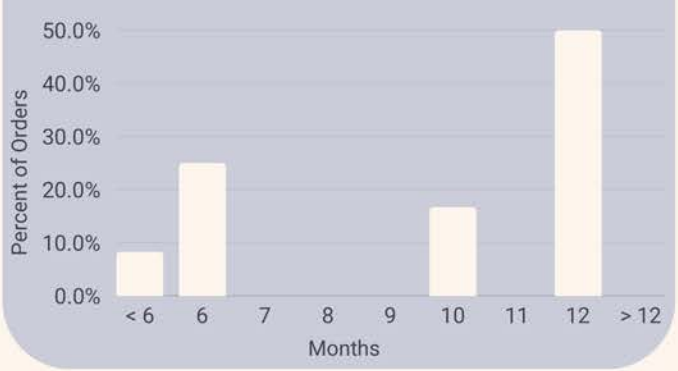


# Type of Abuse



92% of Petitioners reported more than one type of abuse.

# Duration of Order of Protection



15% Respondent was intoxicated and/or had a substance use problem

49 days

Average time between filing and entry of an Order of Protection

# Days Between Filing and Entry of Order of Protection



# CLARENDON

## COUNTY PROFILE

**55** CASES COLLECTED | **21** ORDERS OF PROTECTION GRANTED



### DEMOGRAPHICS

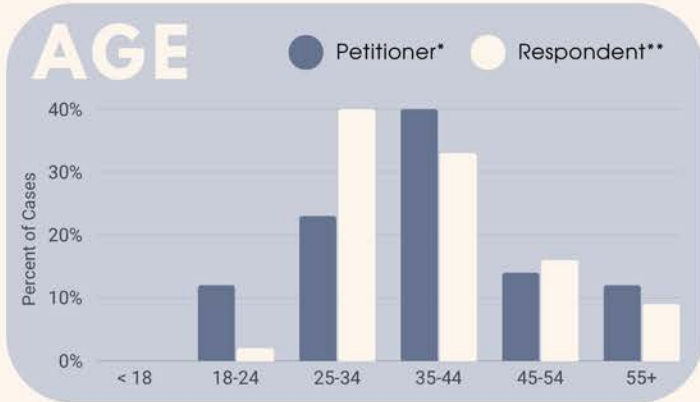
#### SEX



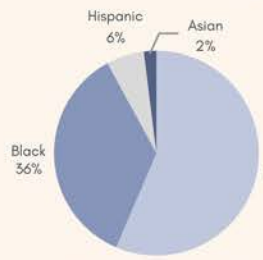
Petitioners\* were female



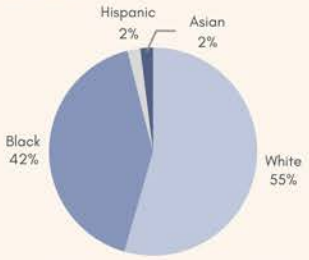
Respondents\*\* were male



#### RACE



Petitioners\*



Respondents\*\*

### RELATIONSHIP OF PARTIES



Current Spouse



Former Spouse



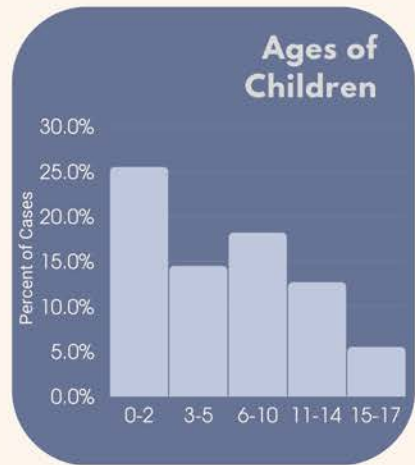
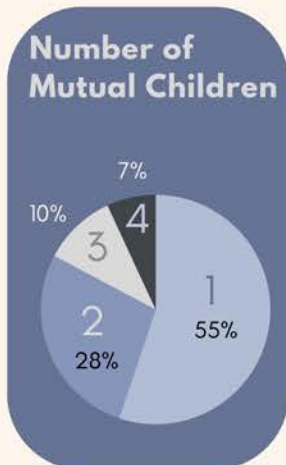
Family



Lived together, never married




Co-Parents



\*96% of files had petitioner sex data, 95% of files had petitioner age data, and 96% of files had petitioner race data  
 \*\*100% of files had respondent sex, age, and race data



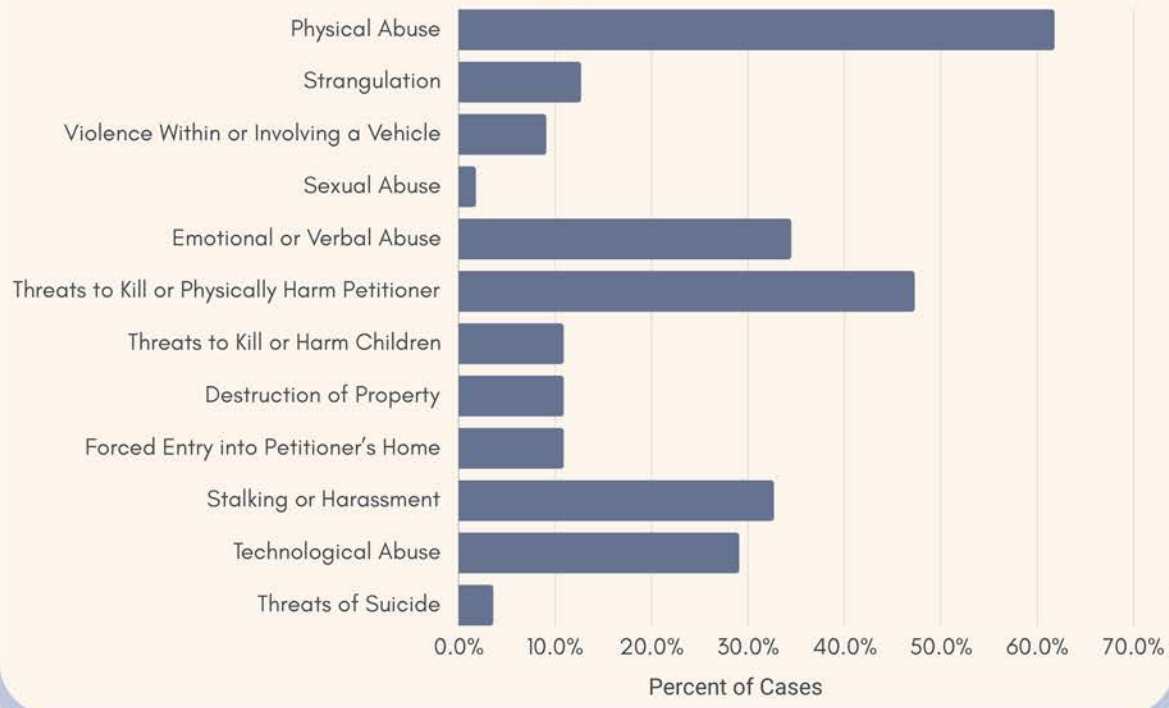


Respondent used or had access to a weapon

### Lawyer Representation

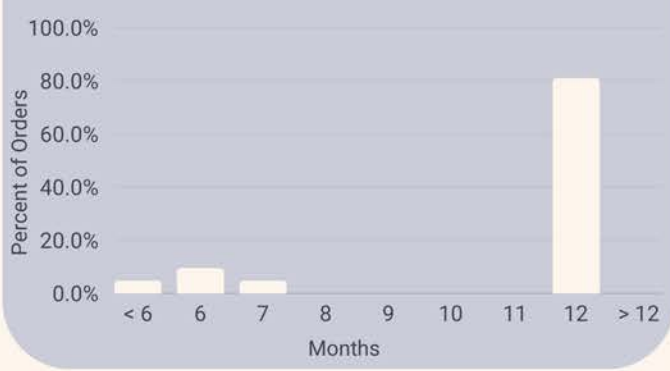


### Type of Abuse



78% of Petitioners reported more than one type of abuse.

### Duration of Order of Protection

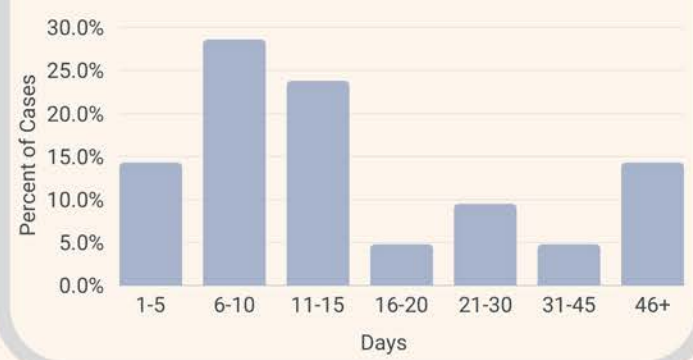


7% Respondent was intoxicated and/or had a substance use problem

19 days

Average time between filing and entry of an Order of Protection

### Days Between Filing and Entry of Order of Protection



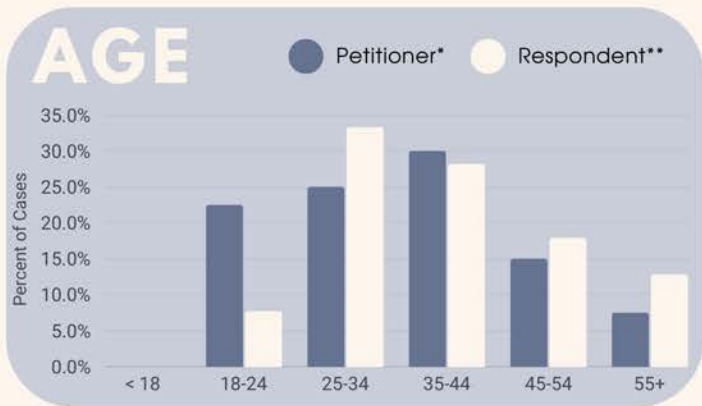
# COLLETON COUNTY PROFILE

**40** CASES COLLECTED | **27** ORDERS OF PROTECTION GRANTED

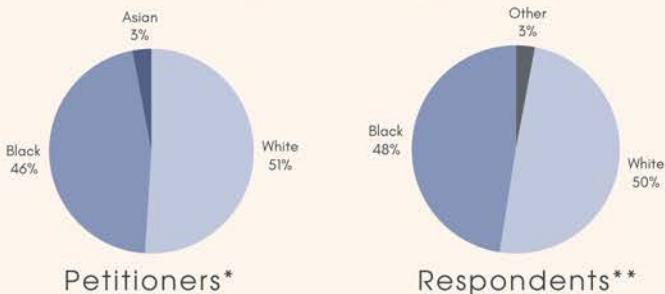


## DEMOGRAPHICS

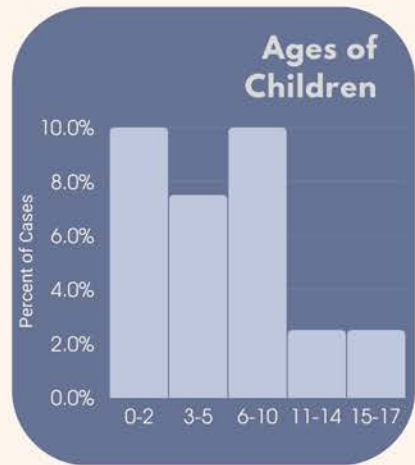
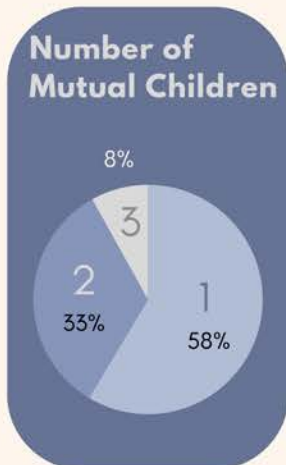

### SEX



### RACE




## RELATIONSHIP OF PARTIES



\*95% of files had petitioner sex data, 100% of files had petitioner age data, and 97% of files had petitioner race data

\*\*100% of files had respondent sex and race data and 97% of files had respondent age data

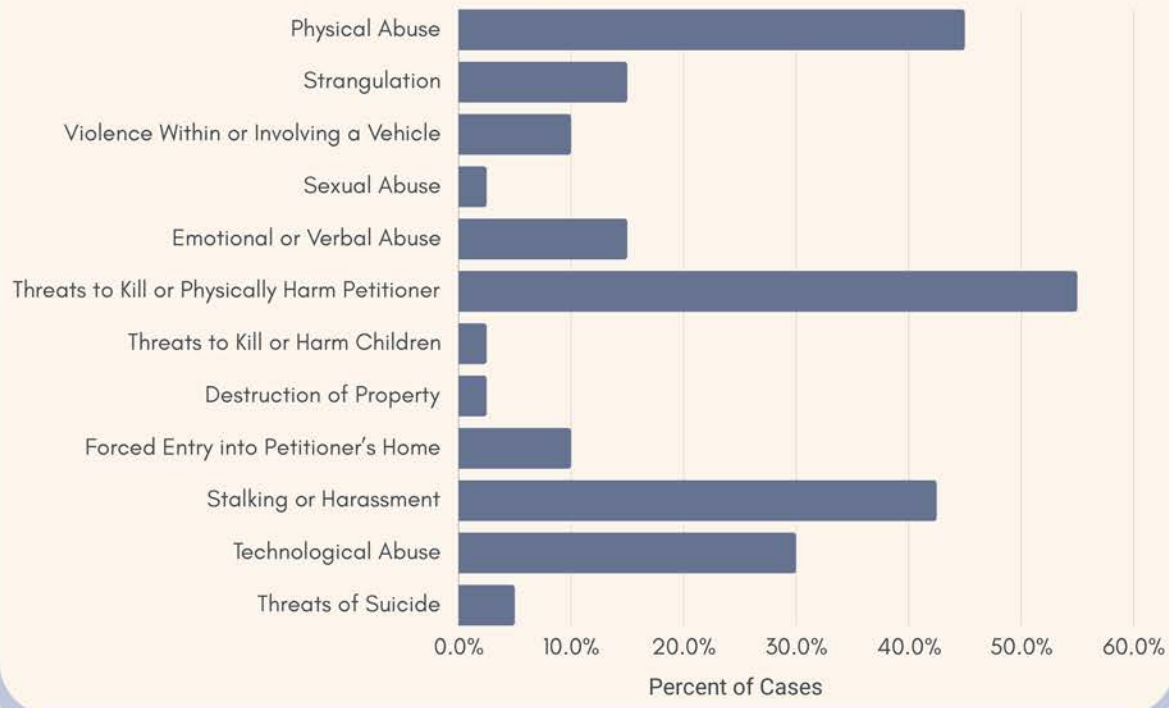


Respondent used or had access to a weapon

## Lawyer Representation

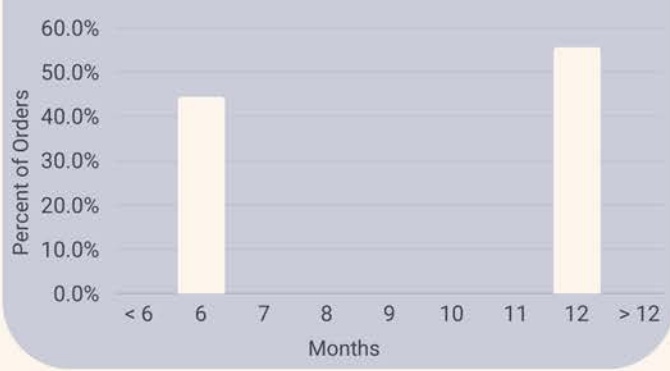


## Type of Abuse



82% of Petitioners reported more than one type of abuse.

## Duration of Order of Protection



8% Respondent was intoxicated and/or had a substance use problem

7 days

Average time between filing and entry of an Order of Protection

## Days Between Filing and Entry of Order of Protection



# DARLINGTON

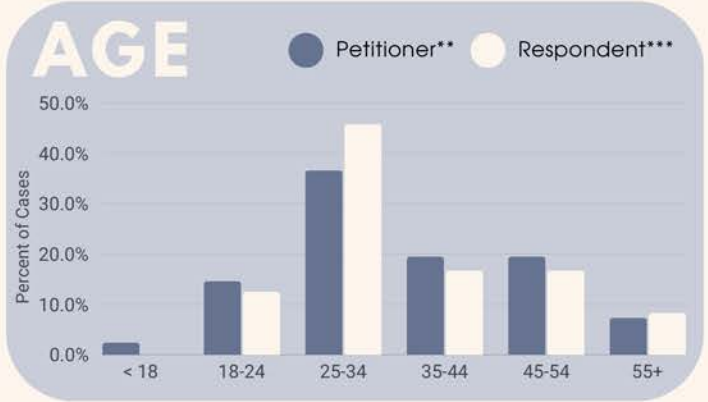
## COUNTY PROFILE

**62** CASES COLLECTED | **29** ORDERS OF PROTECTION GRANTED

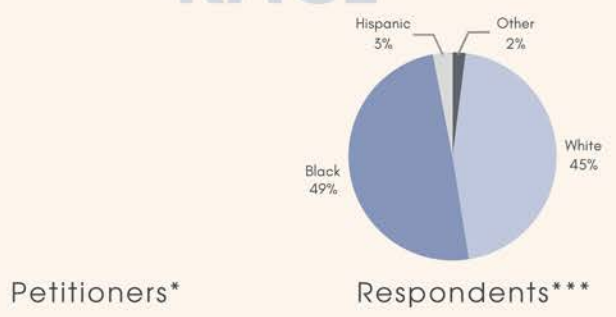


### DEMOGRAPHICS

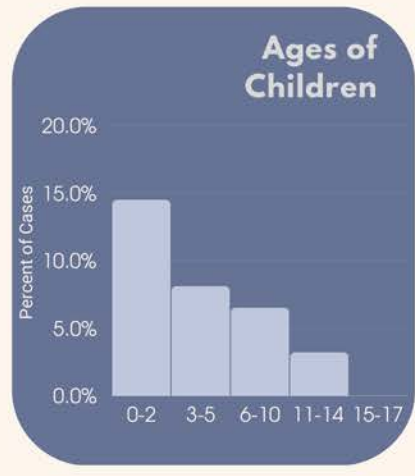
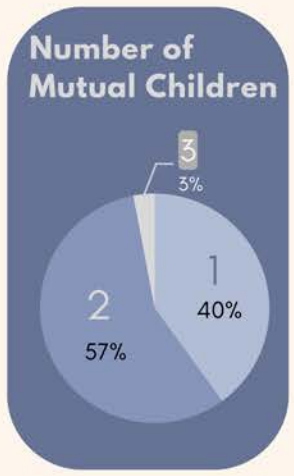
#### SEX



#### RACE



### RELATIONSHIP OF PARTIES



\*Petitioner race not reported because fewer than 50% of files had this information  
 \*\*66% of files had petitioner sex and age data  
 \*\*\*98% of files had respondent sex data, 77% of files had respondent age data, and 98% of files had respondent race data

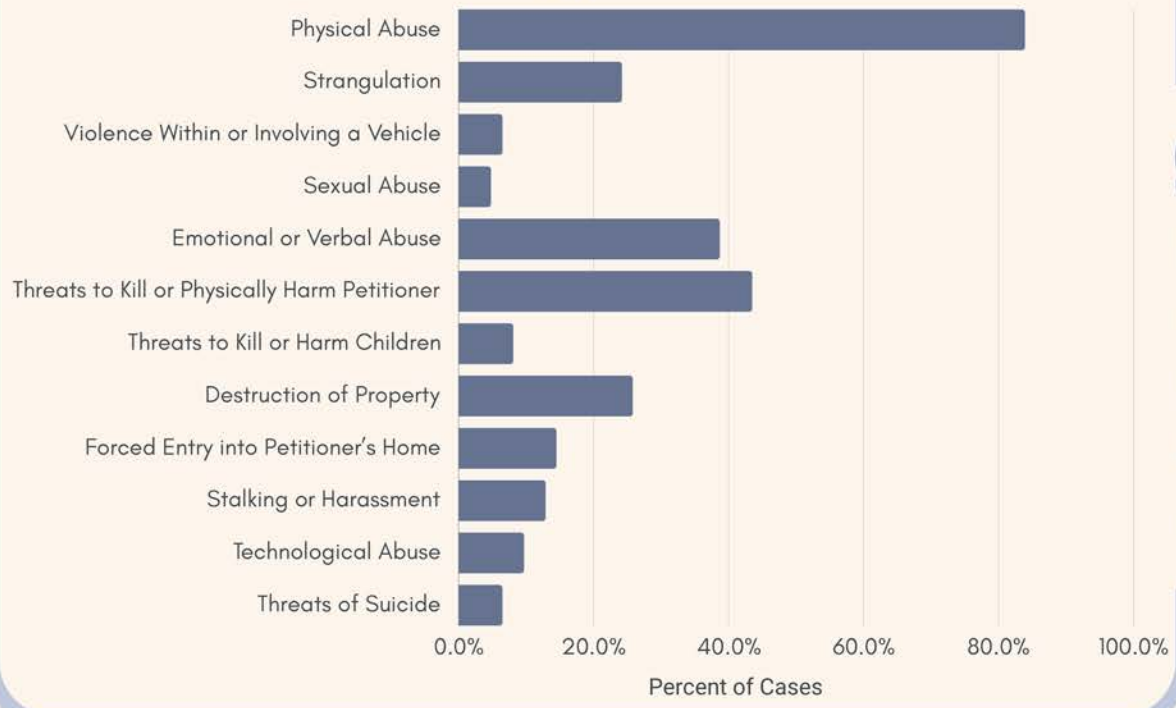


**31%**  
Respondent used or had access to a weapon

## Lawyer Representation

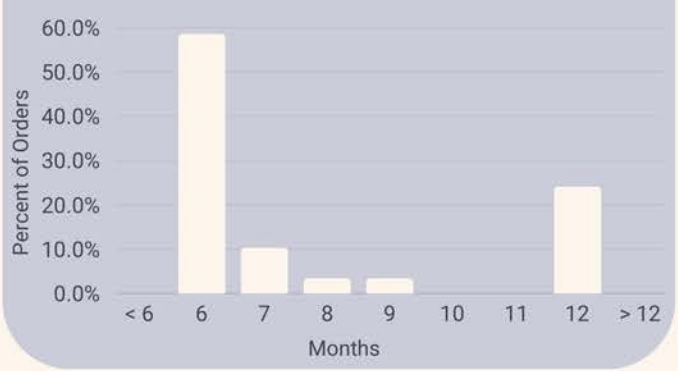


## Type of Abuse



**90%** of Petitioners reported more than one type of abuse.

## Duration of Order of Protection



**16%** Respondent was intoxicated and/or had a substance use problem

**24 days**

Average time between filing and entry of an Order of Protection

## Days Between Filing and Entry of Order of Protection



# DILLON COUNTY PROFILE

**43** CASES COLLECTED | **16** ORDERS OF PROTECTION GRANTED



## DEMOGRAPHICS

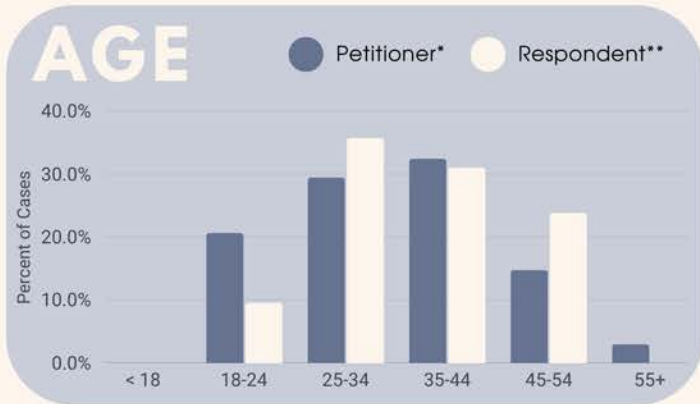
### SEX



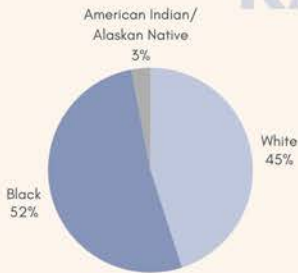
Petitioners\* were female



Respondents\*\* were male



### RACE



Petitioners\*



Respondents\*\*

## RELATIONSHIP OF PARTIES



Current Spouse



Former Spouse



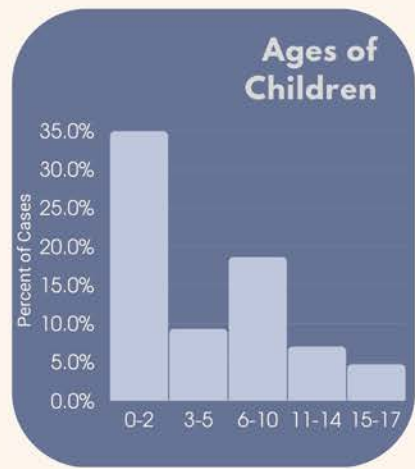
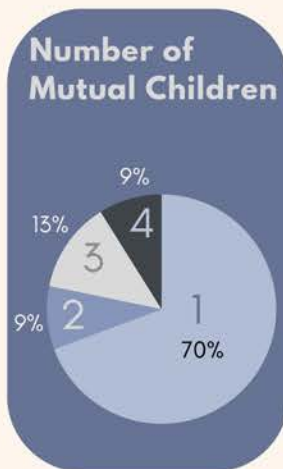
Family



Lived together, never married



Co-Parents



\*88% of files had petitioner sex data, 79% of files had petitioner age data, and 72% of files had petitioner race data

\*\*100% of files had respondent sex data, 98% of files had respondent age data, and 100% of files had participant race data

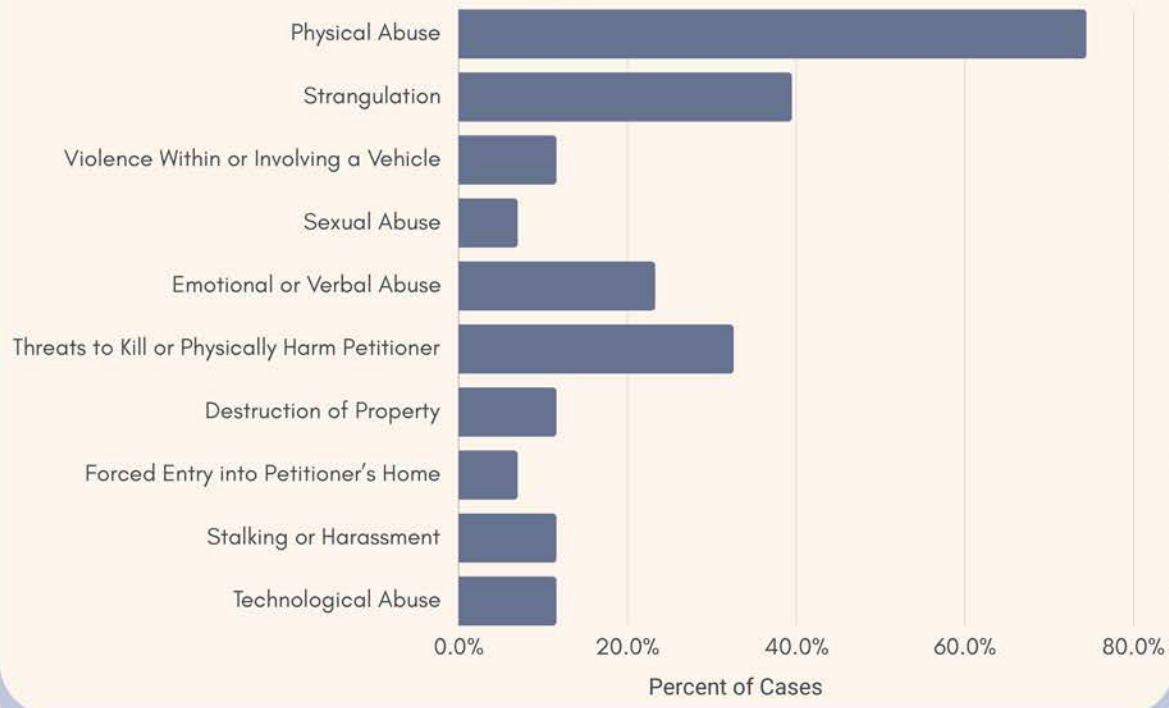


Respondent used or had access to a weapon

## Lawyer Representation

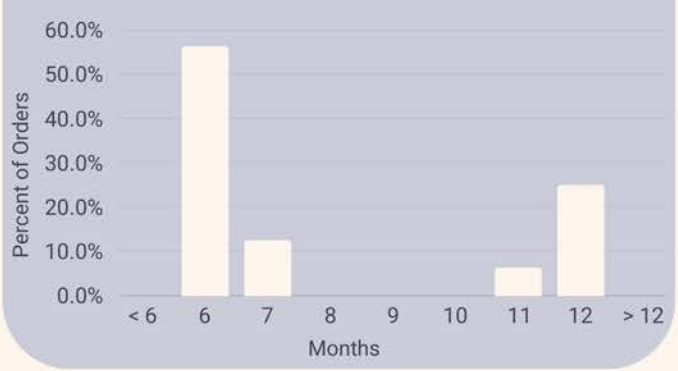


## Type of Abuse



**86%** of Petitioners reported more than one type of abuse.

## Duration of Order of Protection



**16%** Respondent was intoxicated and/or had a substance use problem

**16 days**

Average time between filing and entry of an Order of Protection

## Days Between Filing and Entry of Order of Protection



# DORCHESTER

## COUNTY PROFILE



**145** CASES COLLECTED | **85** ORDERS OF PROTECTION GRANTED

### DEMOGRAPHICS

#### SEX



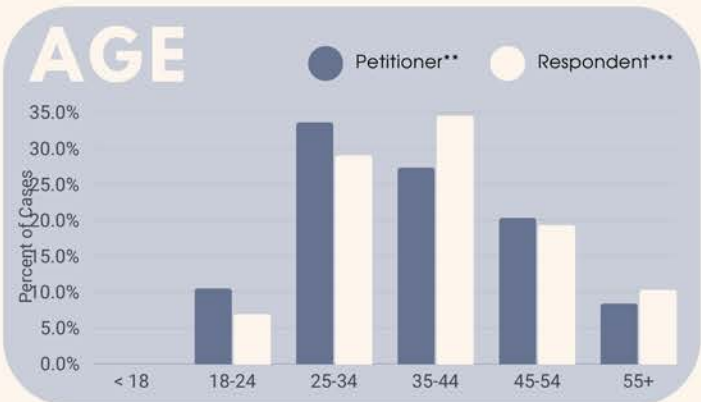
Petitioners\*

Respondents\*\*\* were male

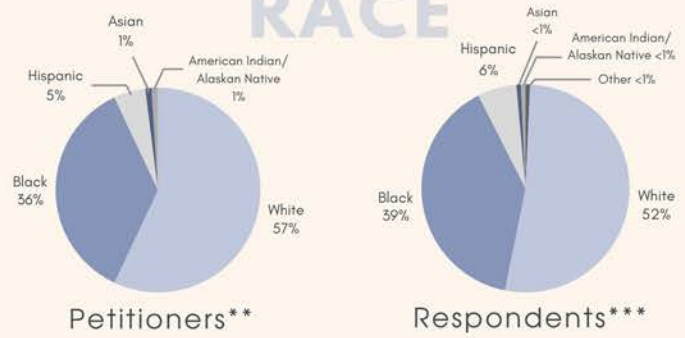
### RELATIONSHIP OF PARTIES



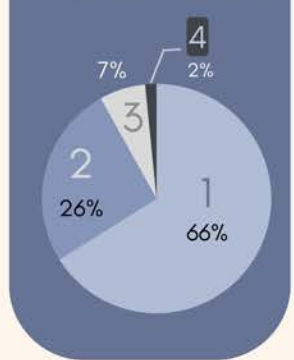
#### AGE



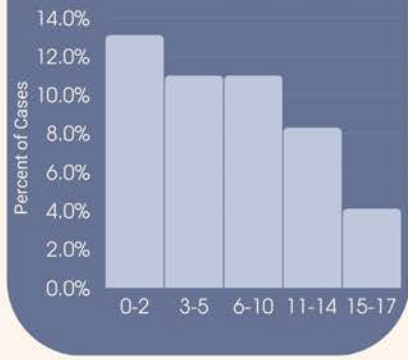
#### RACE



#### Number of Mutual Children



#### Ages of Children



\*Petitioner sex not reported because fewer than 50% of files had this information  
 \*\*99% of files had petitioner age data and 95% of files had petitioner race data  
 \*\*\*100% of files had respondent sex, age, and race data



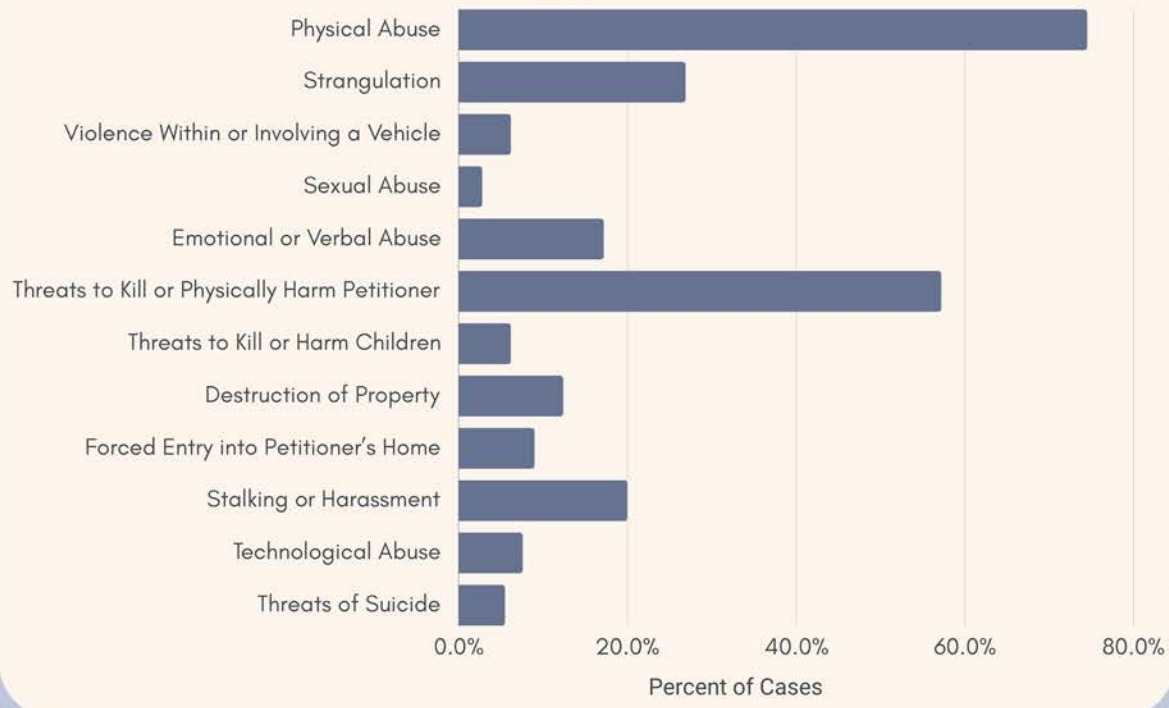


Respondent used or had access to a weapon

## Lawyer Representation

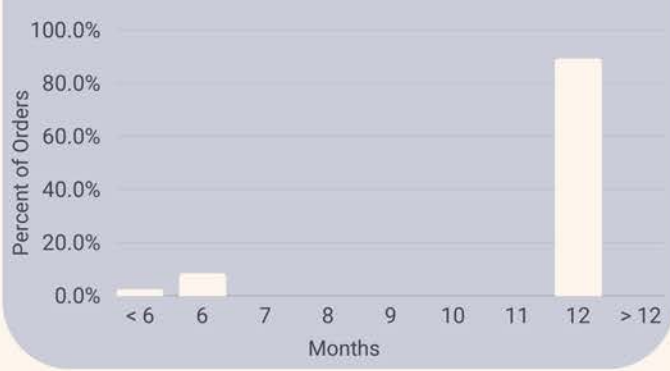


## Type of Abuse



**85%** of Petitioners reported more than one type of abuse.

## Duration of Order of Protection



**12%** Respondent was intoxicated and/or had a substance use problem

**13 days**

Average time between filing and entry of an Order of Protection

## Days Between Filing and Entry of Order of Protection



# EDGEFIELD

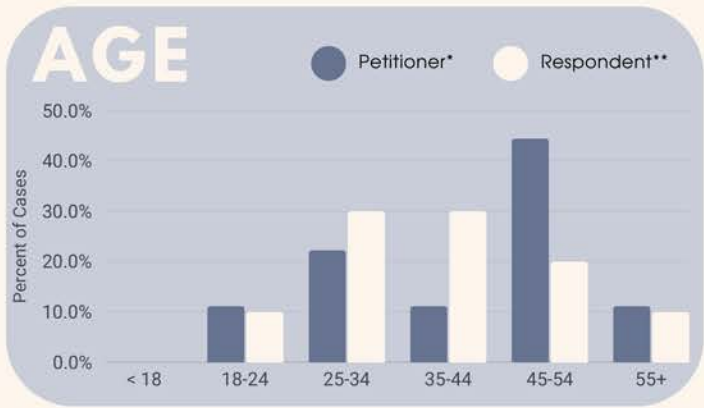
## COUNTY PROFILE



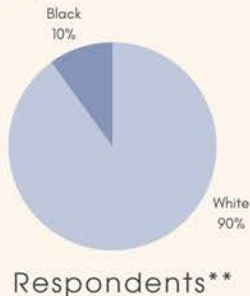
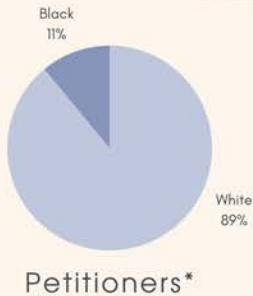
**10** CASES COLLECTED | **7** ORDERS OF PROTECTION GRANTED

### DEMOGRAPHICS

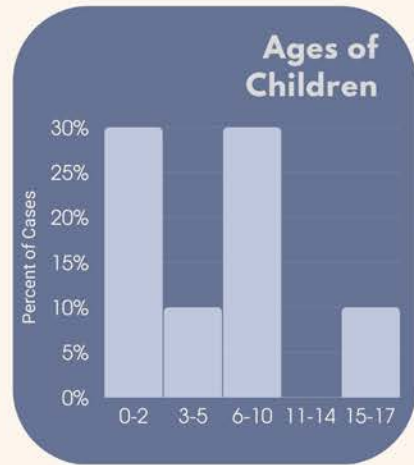
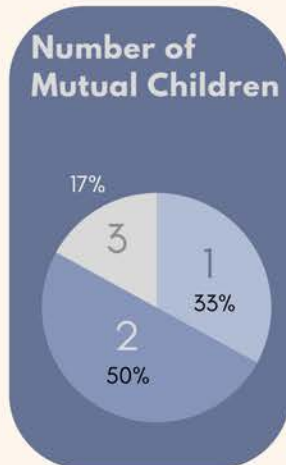

#### SEX



#### RACE



### RELATIONSHIP OF PARTIES



\*100% of files had petitioner sex data, 90% of files had petitioner age data, and 90% of files had petitioner race data  
 \*\*100% of files had respondent sex, age, and race data

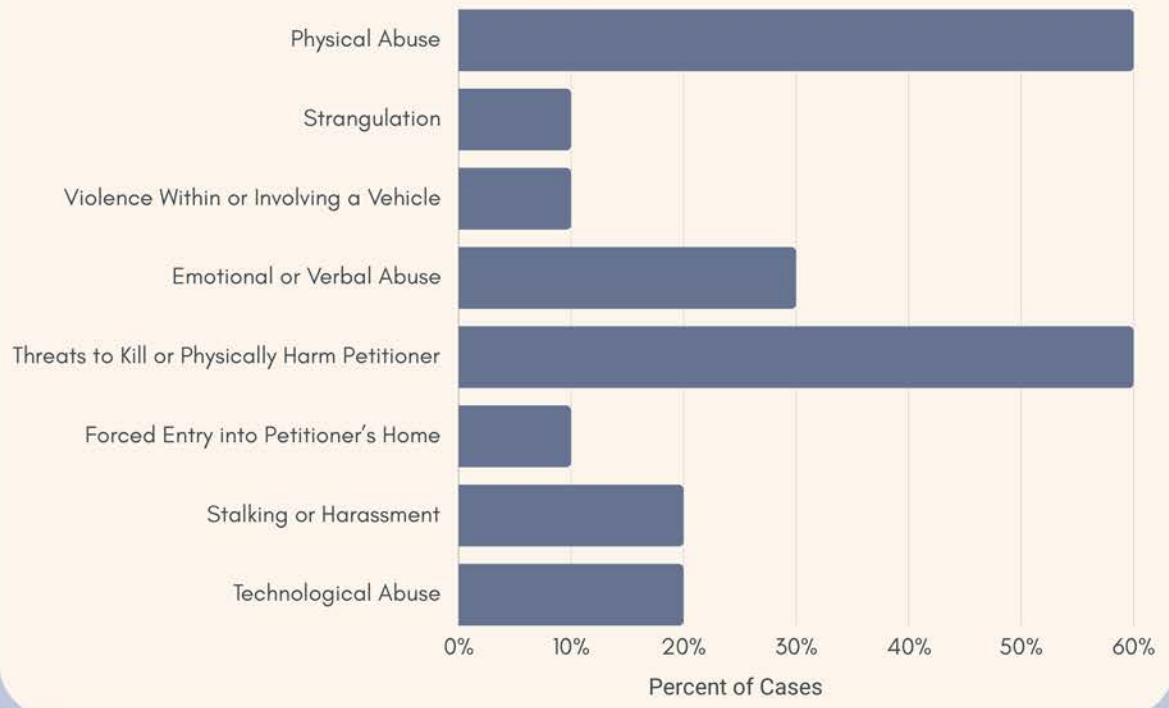


Respondent used or had access to a weapon

### Lawyer Representation

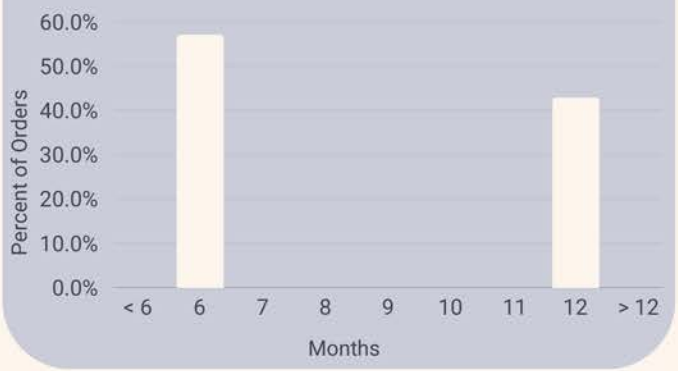


### Type of Abuse



80% of Petitioners reported more than one type of abuse.

### Duration of Order of Protection

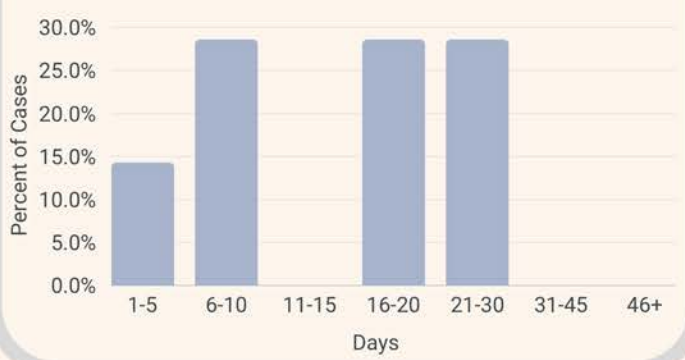


30% Respondent was intoxicated and/or had a substance use problem

14 days

Average time between filing and entry of an Order of Protection

### Days Between Filing and Entry of Order of Protection



# FAIRFIELD

## COUNTY PROFILE

**5** CASES COLLECTED<sup>^</sup> | **1** ORDERS OF PROTECTION GRANTED



### DEMOGRAPHICS

#### SEX



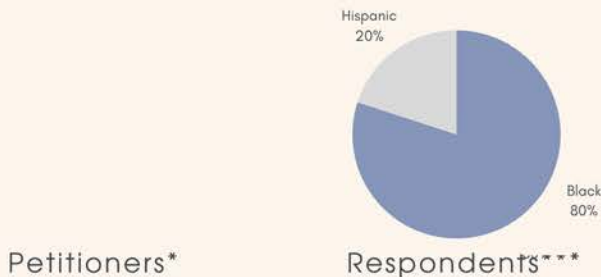
Petitioners<sup>\*\*</sup> were female



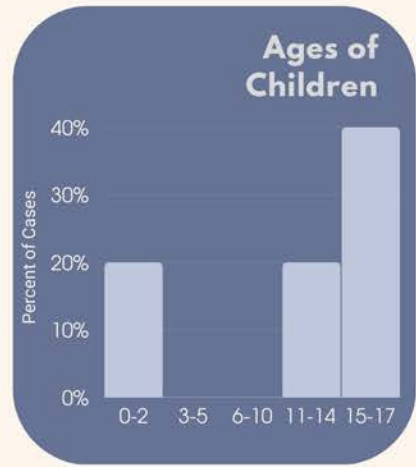
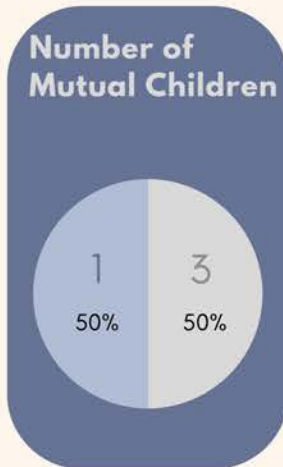
Respondents<sup>\*\*\*</sup> were male



#### RACE



### RELATIONSHIP OF PARTIES



<sup>^</sup>Cases collected represent 20% of cases reported by SC Court Administration.  
<sup>\*\*</sup>Petitioner age and race not reported because fewer than 50% of files had this information.  
<sup>\*\*</sup>100% of files had petitioner sex data  
<sup>\*\*\*</sup>100% of files had respondent sex, age, and race data



Respondent used or had access to a weapon

# Lawyer Representation

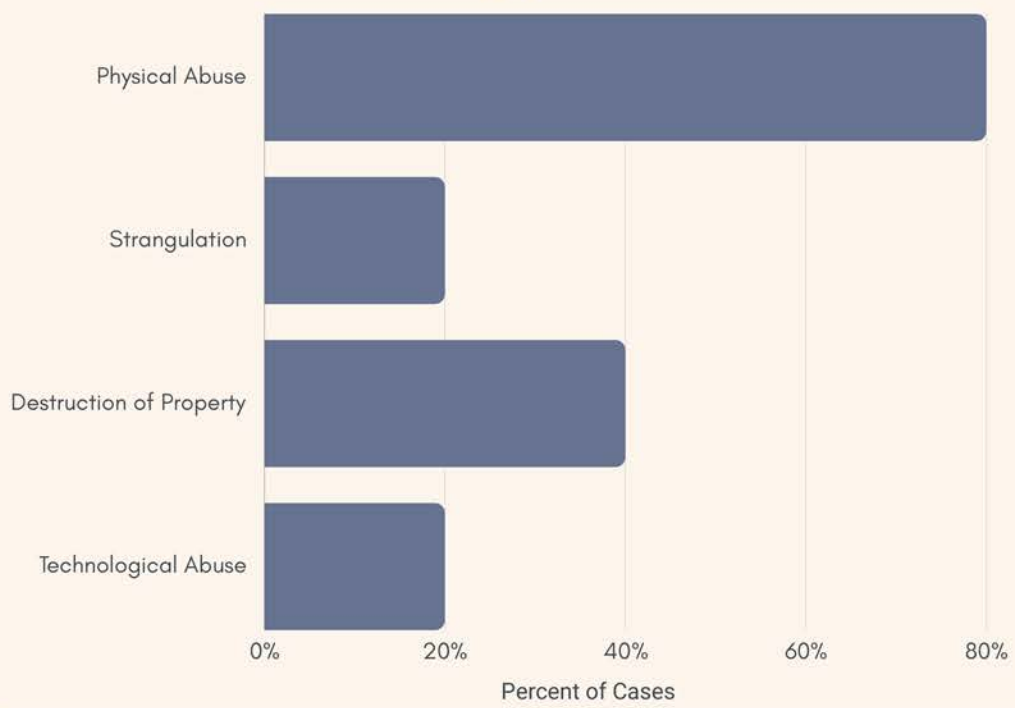
0% Petitioner Only Represented

0% Both Parties Represented

0% Respondent Only Represented

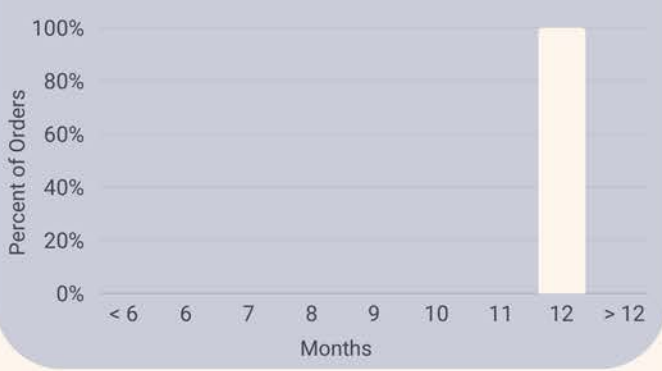
100% Neither Party Represented

## Type of Abuse



60% of Petitioners reported more than one type of abuse.

## Duration of Order of Protection

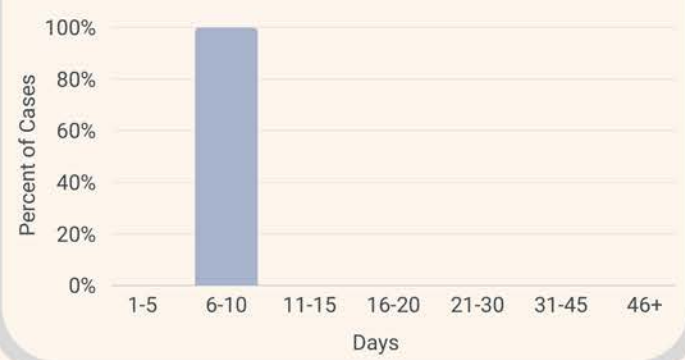


0% Respondent was intoxicated and/or had a substance use problem

10 days

Average time between filing and entry of an Order of Protection

## Days Between Filing and Entry of Order of Protection



# FLORENCE

## COUNTY PROFILE



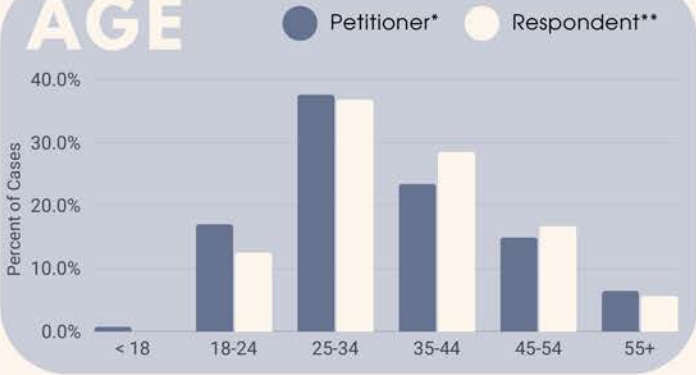
**152** CASES COLLECTED | **64** ORDERS OF PROTECTION GRANTED

### DEMOGRAPHICS

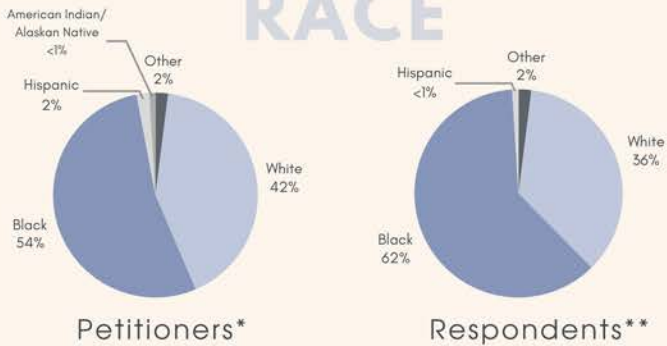
#### SEX



#### AGE



#### RACE

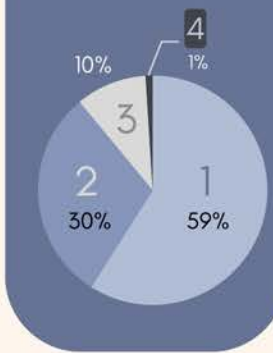


### RELATIONSHIP OF PARTIES

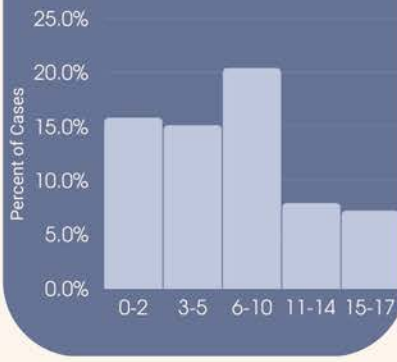
#### OF PARTIES



#### Number of Mutual Children



#### Ages of Children



\*94% of files had petitioner sex data, 93% of files had petitioner age data, and 90% of files had petitioner race data

\*\*100% of files had respondent sex data, 95% of files had respondent age data, and 99% of files had respondent race data



Respondent used or had access to a weapon

# Lawyer Representation

1%

Petitioner Only Represented

3%

Both Parties Represented

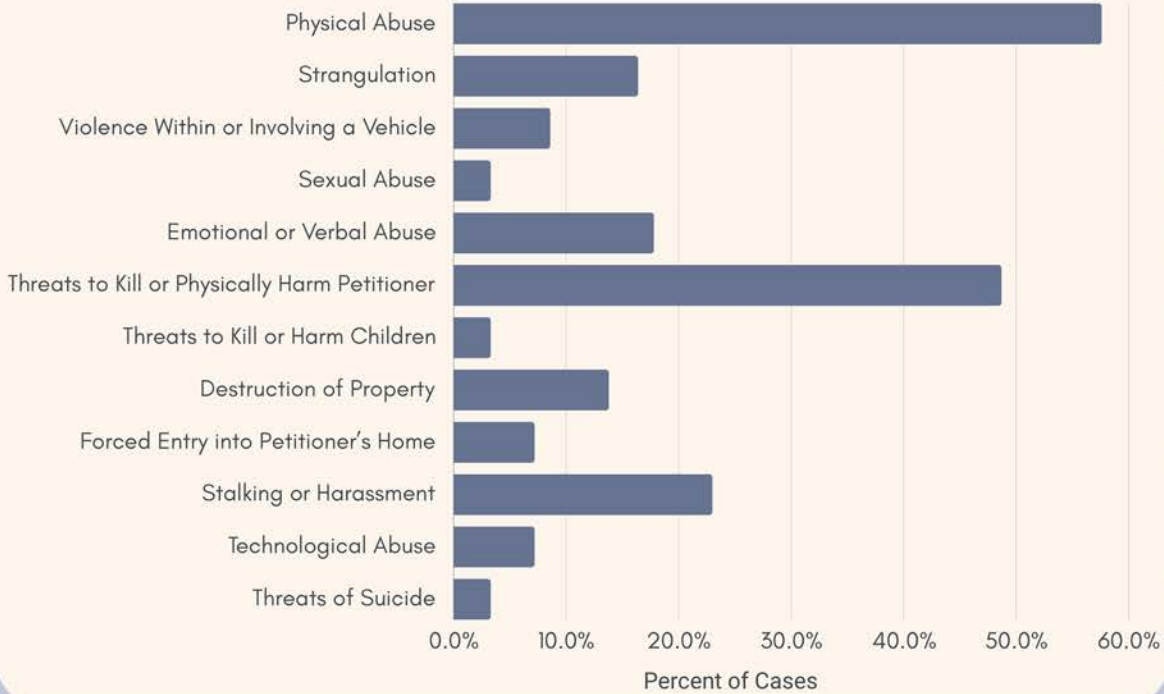
5%

Respondent Only Represented

91%

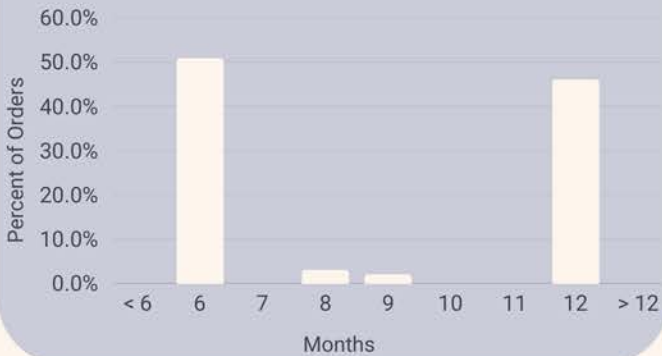
Neither Party Represented

# Type of Abuse



74% of Petitioners reported more than one type of abuse.

# Duration of Order of Protection



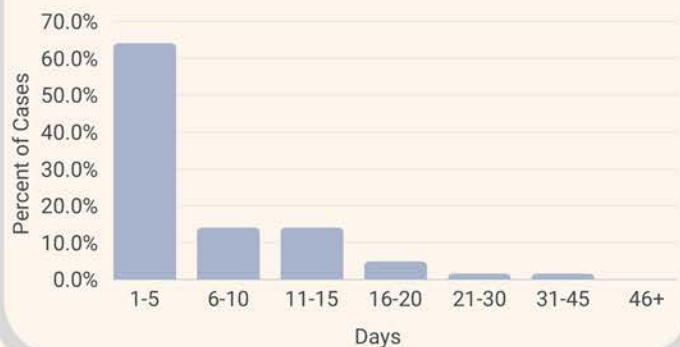
12%

Respondent was intoxicated and/or had a substance use problem

6 days

Average time between filing and entry of an Order of Protection

# Days Between Filing and Entry of Order of Protection



# GEORGETOWN

## COUNTY PROFILE

**20** CASES COLLECTED

**16** ORDERS OF PROTECTION GRANTED



### DEMOGRAPHICS

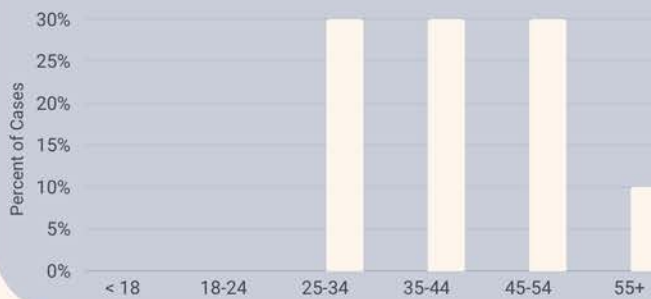
#### SEX



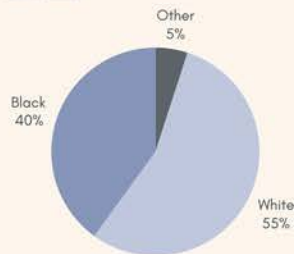
Petitioners\*

Respondents\*\* were male

#### AGE



#### RACE



Petitioners\*

Respondents\*\*

### RELATIONSHIP OF PARTIES

**65%**

Current Spouse

**0%**

Former Spouse

**0%**

Family

**30%**

Lived together, never married

**35%**

Co-Parents

#### Number of Mutual Children



#### Ages of Children



\*Petitioner sex, age, and race not reported because fewer than 50% of files had this information

\*\*100% of files had respondent sex, age, and race data



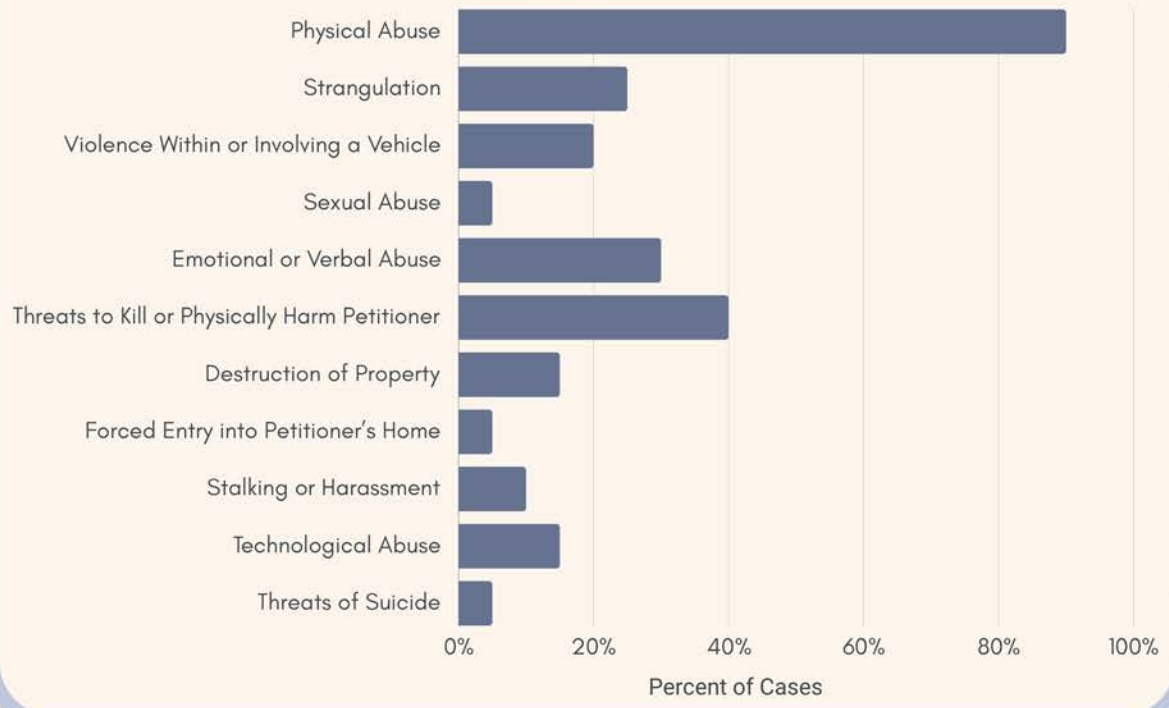


Respondent used or had access to a weapon

# Lawyer Representation

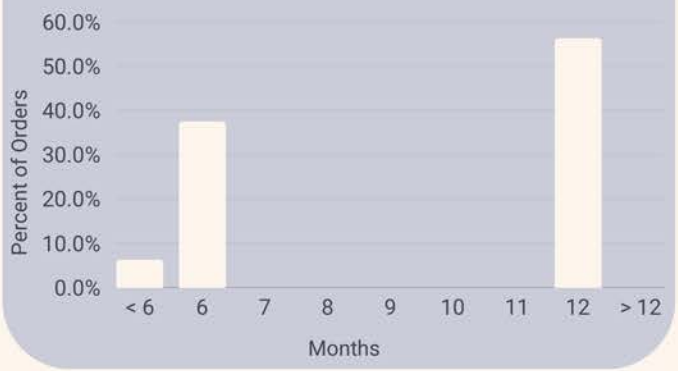


# Type of Abuse



85% of Petitioners reported more than one type of abuse.

# Duration of Order of Protection



25% Respondent was intoxicated and/or had a substance use problem

22 days

Average time between filing and entry of an Order of Protection

# Days Between Filing and Entry of Order of Protection



# GREENVILLE

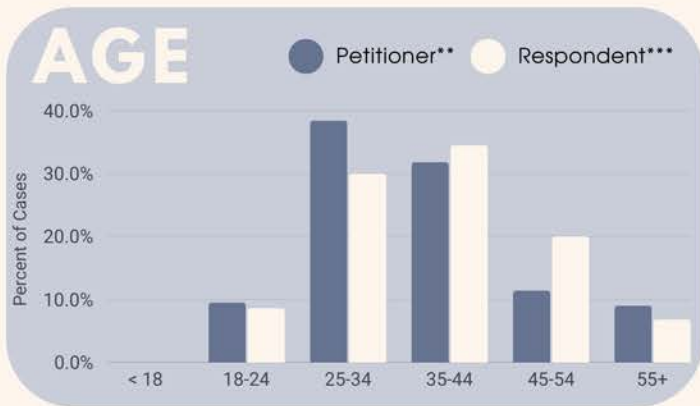
## COUNTY PROFILE



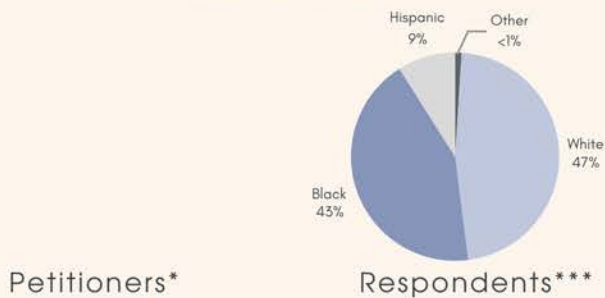
**226** CASES COLLECTED | **113** ORDERS OF PROTECTION GRANTED

### DEMOGRAPHICS

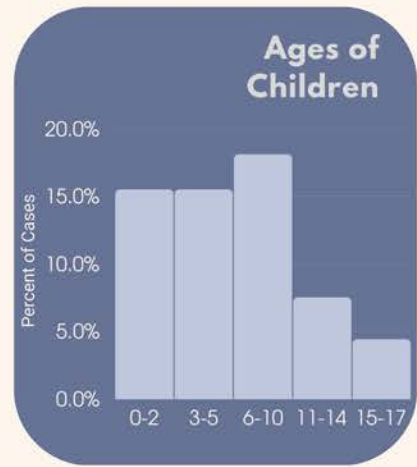
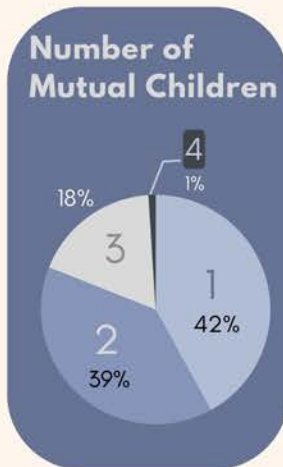
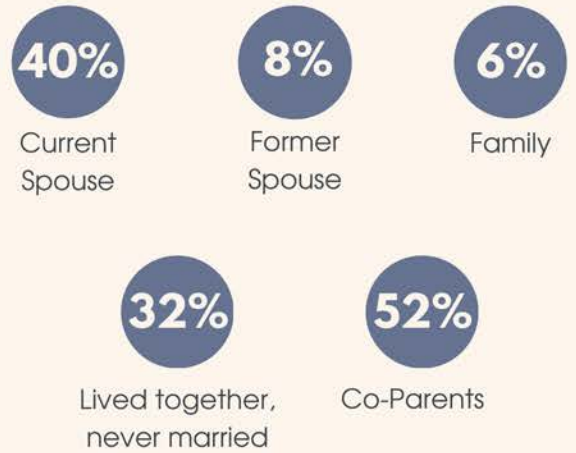
#### SEX



#### RACE



### RELATIONSHIP OF PARTIES



\*Petitioner sex and race not reported because fewer than 50% of files had this information

\*\*93% of files had petitioner age data

\*\*\*100% of files had respondent sex data, 97% of files had respondent age data, and 99% of files had respondent race data

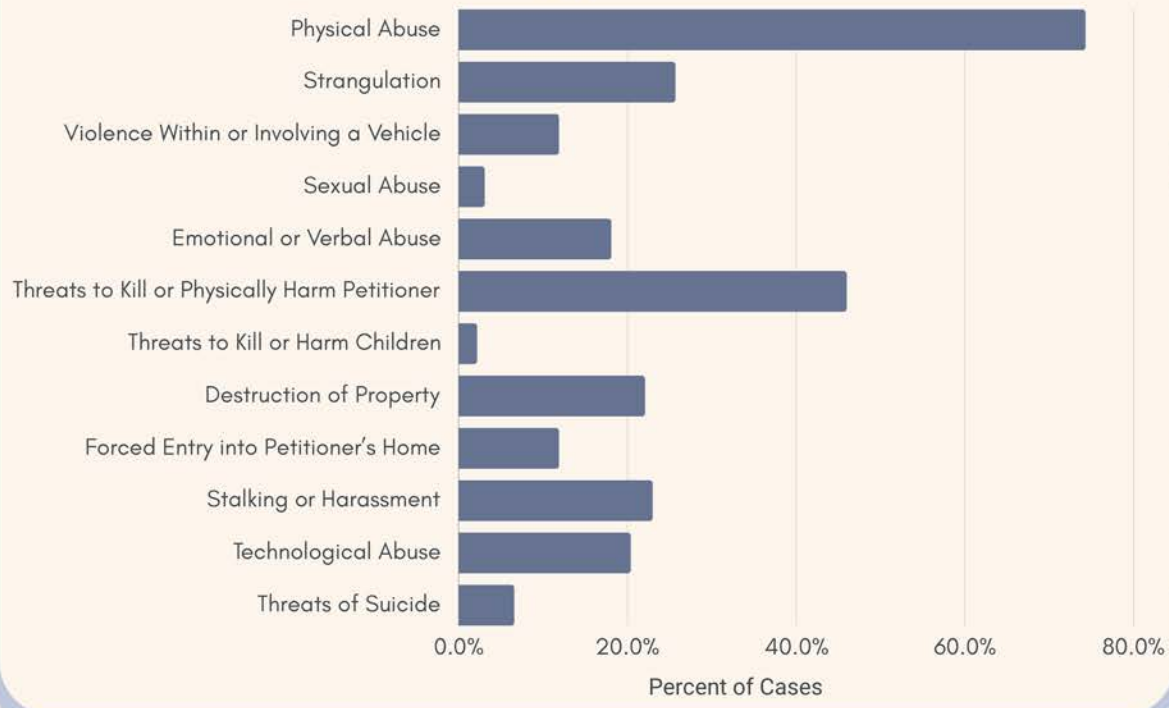


24% Respondent used or had access to a weapon

### Lawyer Representation

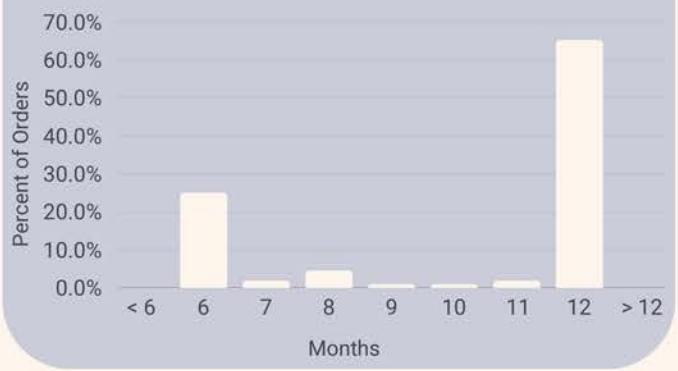


### Type of Abuse



90% of Petitioners reported more than one type of abuse.

### Duration of Order of Protection



14% Respondent was intoxicated and/or had a substance use problem

7 days

Average time between filing and entry of an Order of Protection

### Days Between Filing and Entry of Order of Protection



# GREENWOOD

## COUNTY PROFILE

**77** CASES COLLECTED | **38** ORDERS OF PROTECTION GRANTED



### DEMOGRAPHICS

#### SEX



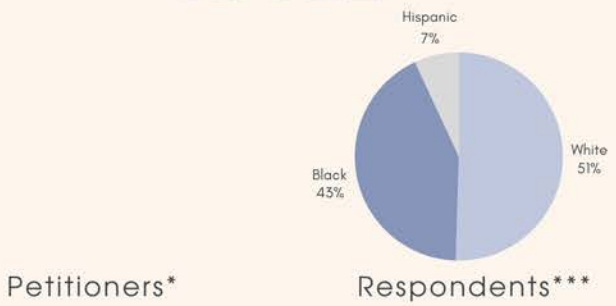
Petitioners\*\* were female



Respondents\*\*\* were male



#### RACE



### RELATIONSHIP OF PARTIES



Current Spouse



Former Spouse



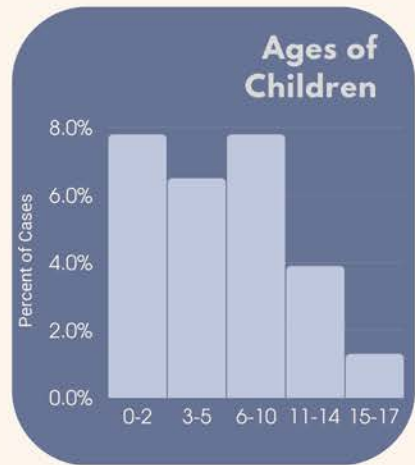
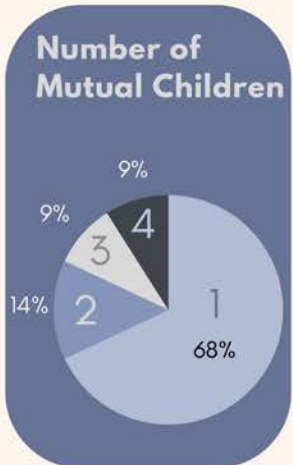
Family



Lived together, never married



Co-Parents



\*Petitioner race not reported because fewer than 50% of files had this information  
 \*\*100% of files had petitioner sex data and 96% of files had petitioner age data  
 \*\*\*100% of files had respondent sex, age, and race data

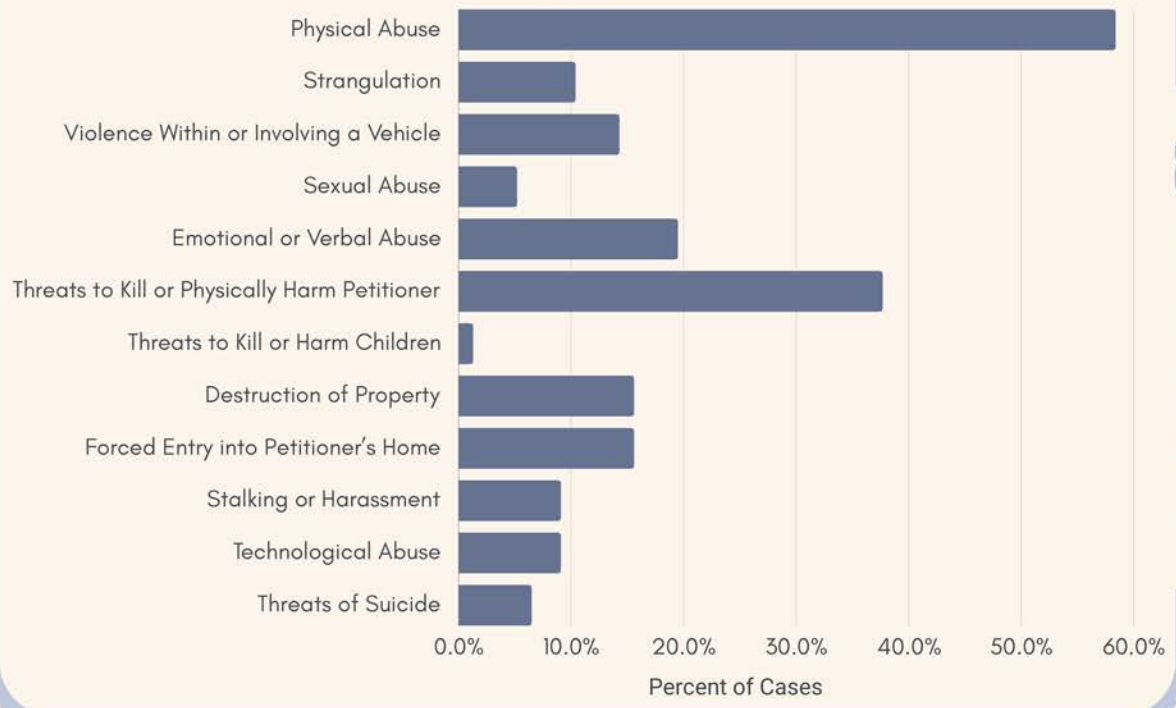


Respondent used or had access to a weapon

### Lawyer Representation



### Type of Abuse



83% of Petitioners reported more than one type of abuse.

### Duration of Order of Protection



18% Respondent was intoxicated and/or had a substance use problem

38 days

Average time between filing and entry of an Order of Protection

### Days Between Filing and Entry of Order of Protection



# HAMPTON

90

## COUNTY PROFILE

1

CASES  
COLLECTED

0

ORDERS OF  
PROTECTION  
GRANTED



## DEMOGRAPHICS

### SEX



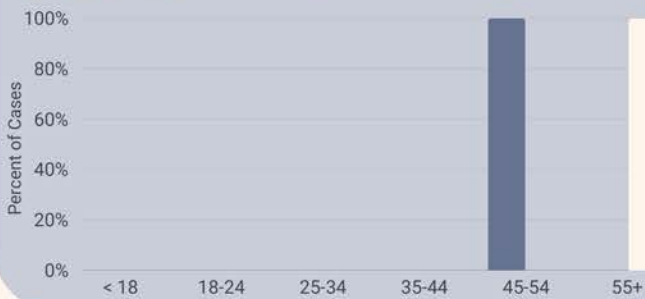
Petitioners\*  
were male



Respondents\*\*  
were female

### AGE

● Petitioner\* ● Respondent\*\*



### RACE



White  
100%  
Petitioners\*



White  
100%  
Respondents\*\*

## RELATIONSHIP OF PARTIES

100%

Current  
Spouse

0%

Family

0%

Former  
Spouse

0%

Lived together,  
never married

0%

Co-Parents



\*100% of files had petitioner sex, age, and race data

\*\*100% of files had respondent sex, age, and race data



Respondent used or had access to a weapon

### Lawyer Representation

0%

Petitioner Only Represented

0%

Both Parties Represented

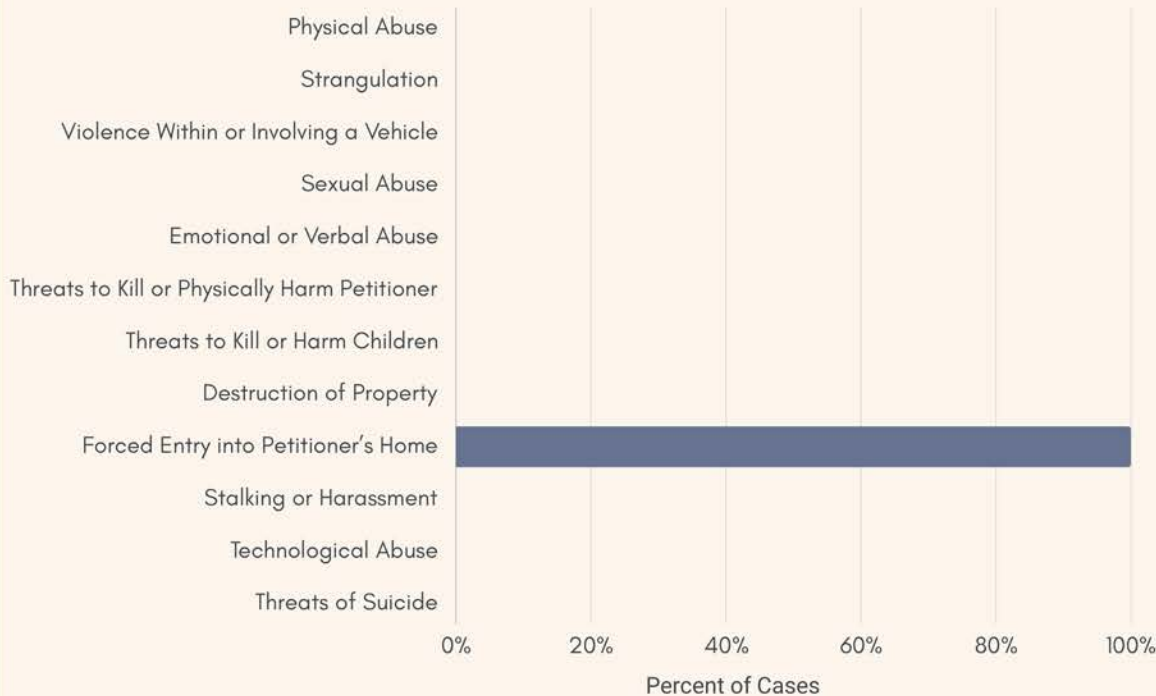
0%

Respondent Only Represented

100%

Neither Party Represented

### Type of Abuse



100% of Petitioners reported more than one type of abuse.

0%

Respondent was intoxicated and/or had a substance use problem

# HORRY COUNTY PROFILE



**114** CASES COLLECTED | **58** ORDERS OF PROTECTION GRANTED

## DEMOGRAPHICS

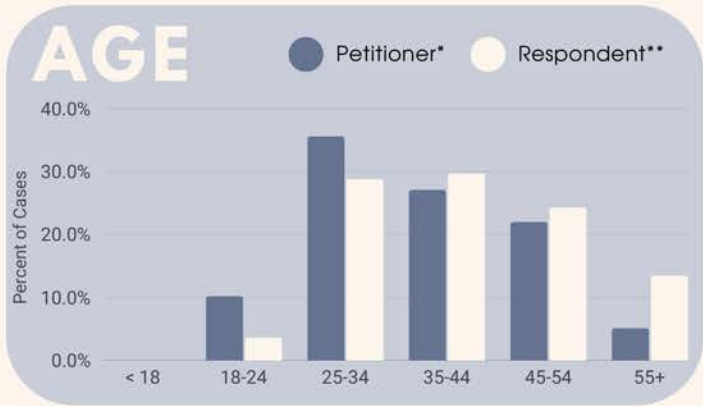
### SEX



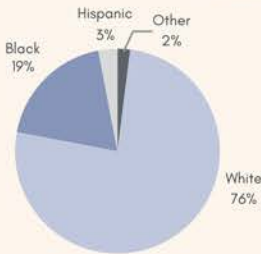
Petitioners\* were female



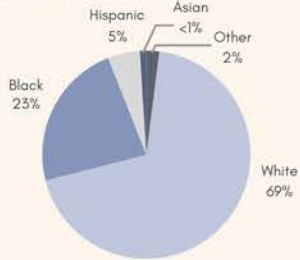
Respondents\*\* were male



### RACE



Petitioners\*



Respondents\*\*

## RELATIONSHIP OF PARTIES



Current Spouse



Former Spouse



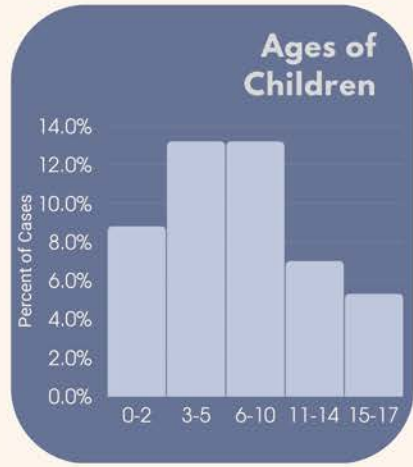
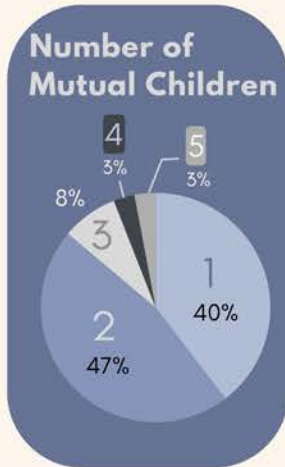
Family



Lived together, never married



Co-Parents



\*55% of files had petitioner sex data and 52% of files had petitioner age and race data

\*\*98% of files had respondent sex data, 97% of files had respondent age data, and 94% of files had respondent race data



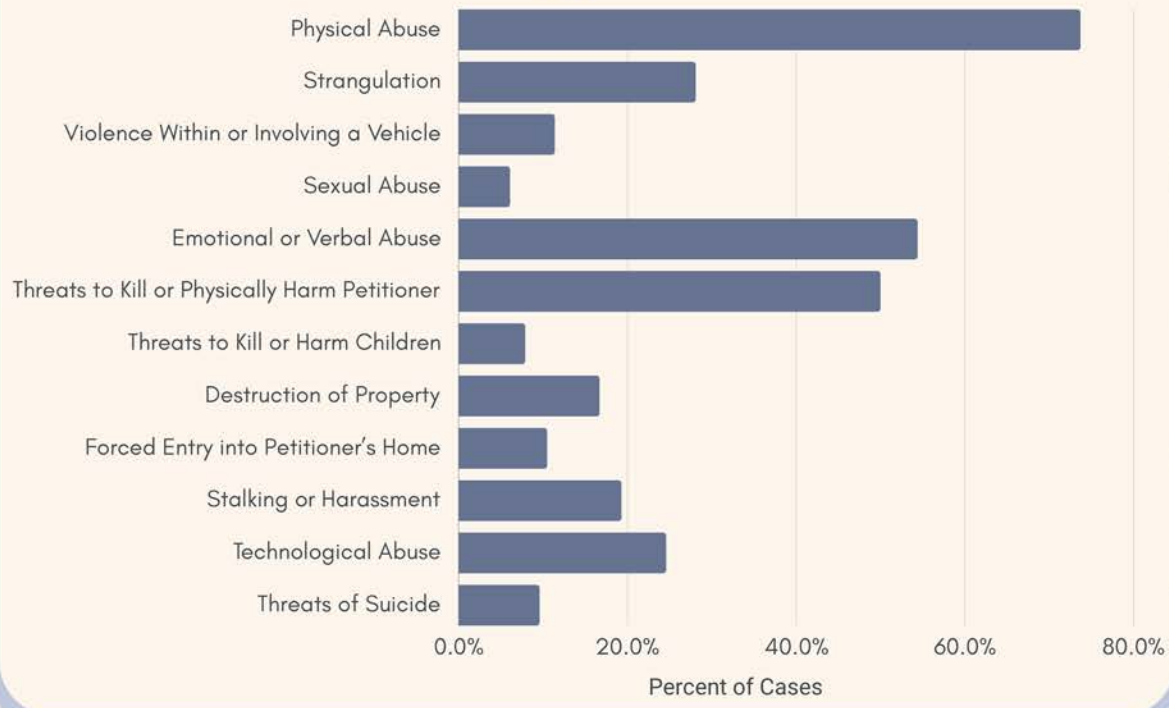


Respondent used or had access to a weapon

### Lawyer Representation



### Type of Abuse



87% of Petitioners reported more than one type of abuse.

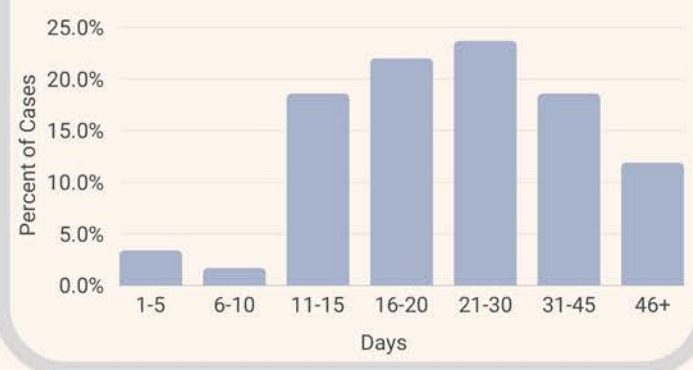
### Duration of Order of Protection



31% Respondent was intoxicated and/or had a substance use problem

27 days Average time between filing and entry of an Order of Protection

### Days Between Filing and Entry of Order of Protection



# JASPER COUNTY PROFILE

**18** CASES COLLECTED | **10** ORDERS OF PROTECTION GRANTED



## DEMOGRAPHICS

### SEX



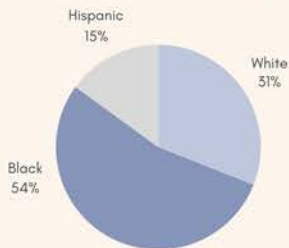
Petitioners\* were female



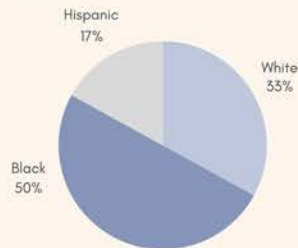
Respondents\*\* were male



### RACE



Petitioners\*



Respondents\*\*

## RELATIONSHIP OF PARTIES



Current Spouse



Former Spouse



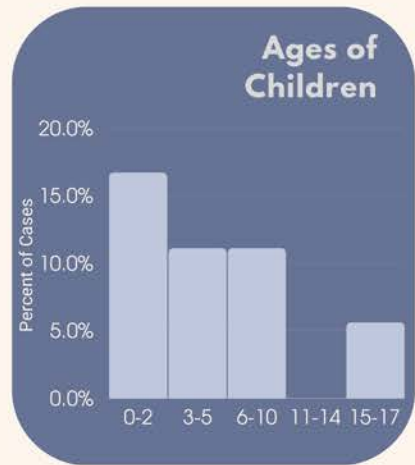
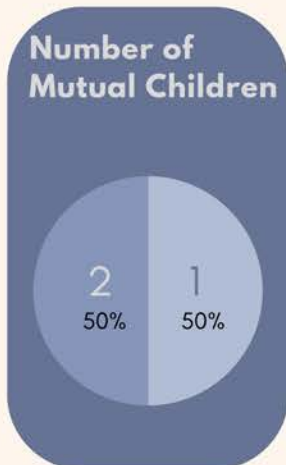
Family




Lived together, never married



Co-Parents



\*89% of files had petitioner sex data, 94% of files had petitioner age data, and 72% of files had petitioner race data  
 \*\*100% of files had respondent sex, age, and race data

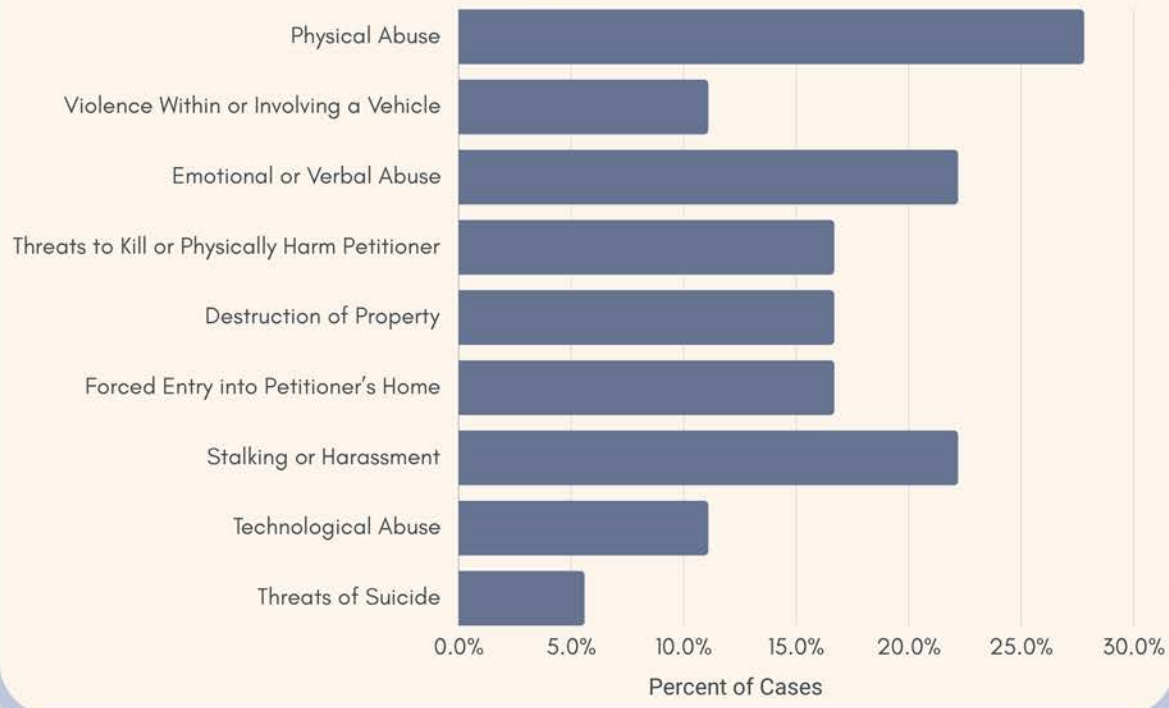


Respondent used or had access to a weapon

# Lawyer Representation

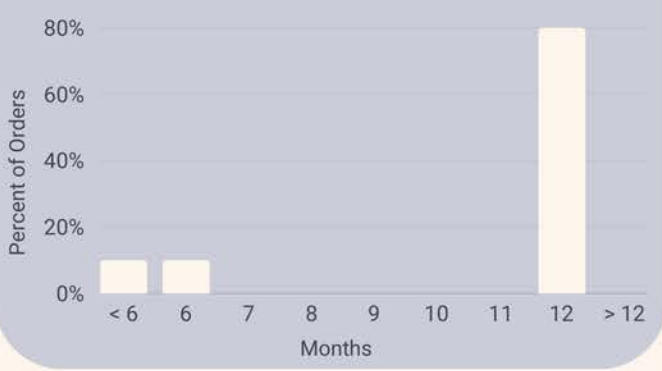


# Type of Abuse



77% of Petitioners reported more than one type of abuse.

# Duration of Order of Protection



11% Respondent was intoxicated and/or had a substance use problem

53 days

Average time between filing and entry of an Order of Protection

# Days Between Filing and Entry of Order of Protection



# KERSHAW

## COUNTY PROFILE

**66** CASES COLLECTED | **20** ORDERS OF PROTECTION GRANTED



### DEMOGRAPHICS

#### SEX

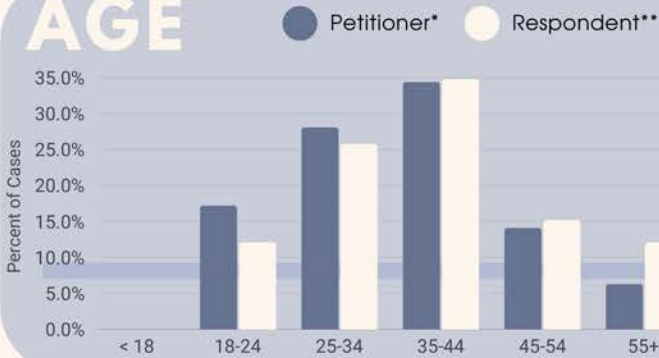


Petitioners\* were female

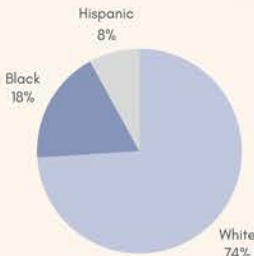


Respondents\*\* were male

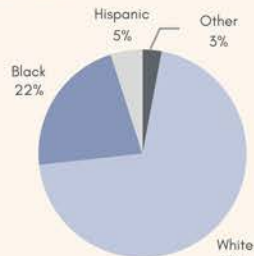
#### AGE



#### RACE



Petitioners\*



Respondents\*\*

### RELATIONSHIP OF PARTIES



Current Spouse



Former Spouse



Family

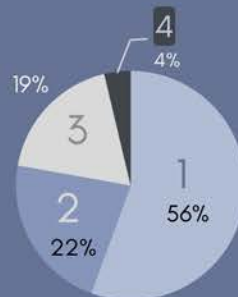


Lived together, never married

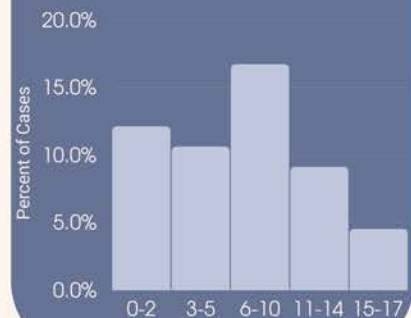


Co-Parents

#### Number of Mutual Children



#### Ages of Children



\*100% of files had petitioner sex data, 97% of files had petitioner age data, and 94% of files had petitioner race data

\*\*100% of files had respondent sex data, 100% of files had respondent age data, and 98% of files had respondent race data

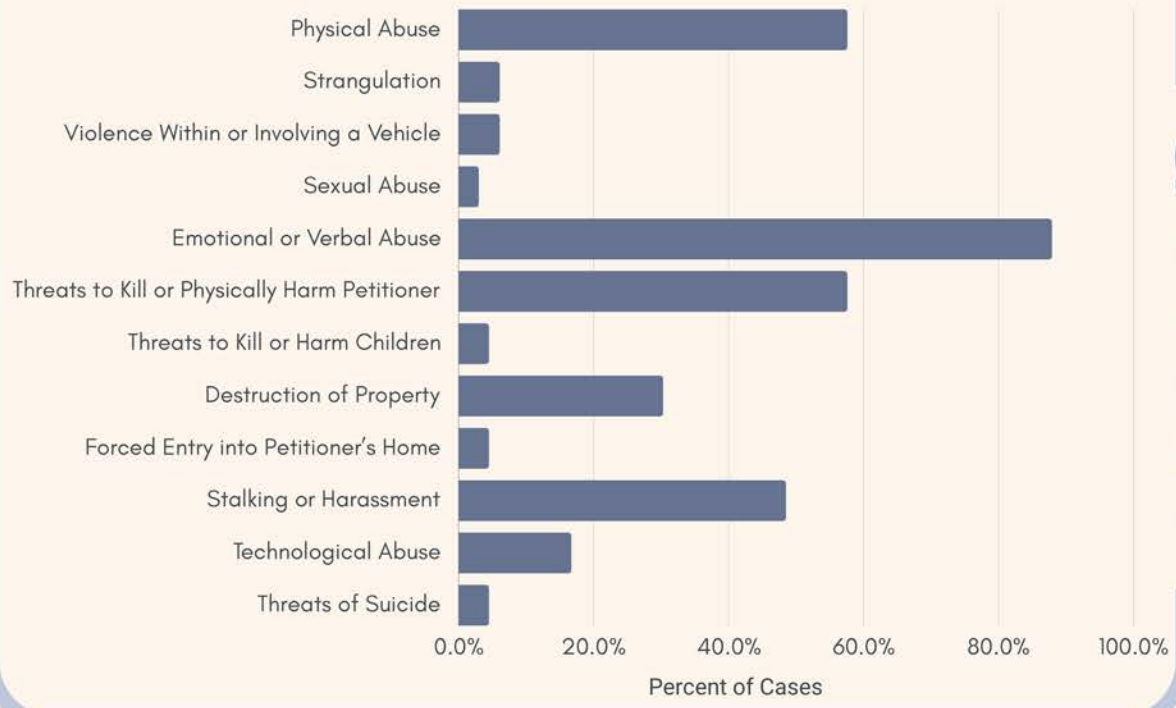


Respondent used or had access to a weapon

### Lawyer Representation

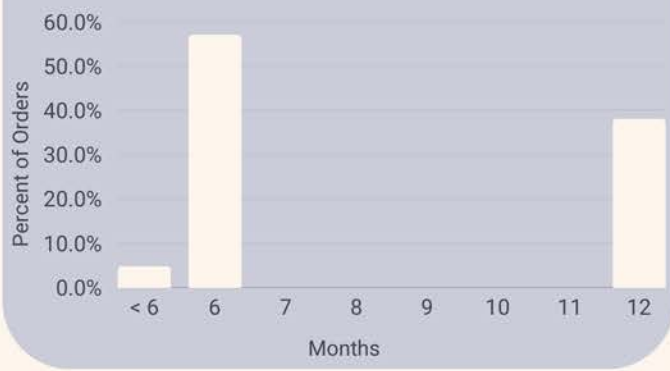
3%	Petitioner Only Represented	5%	Both Parties Represented
11%	Respondent Only Represented	82%	Neither Party Represented

### Type of Abuse



91% of Petitioners reported more than one type of abuse.

### Duration of Order of Protection



18% Respondent was intoxicated and/or had a substance use problem

4 days Average time between filing and entry of an Order of Protection

### Days Between Filing and Entry of Order of Protection



# LANCASTER

## COUNTY PROFILE

92

CASES COLLECTED

37

ORDERS OF PROTECTION GRANTED



### DEMOGRAPHICS

#### SEX

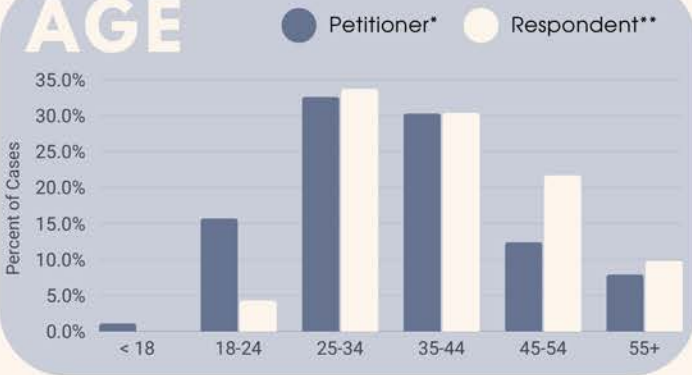


Petitioners\* were female

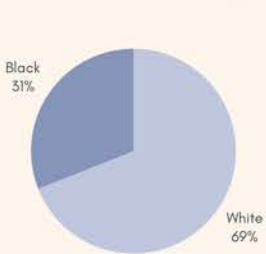


Respondents\*\* were male

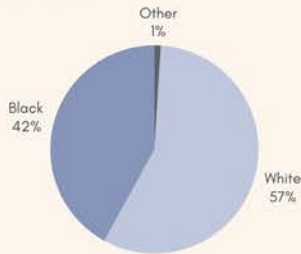
#### AGE



#### RACE



Petitioners\*



Respondents\*\*

### RELATIONSHIP OF PARTIES

42%

Current Spouse

1%

Former Spouse

2%

Family

46%

Lived together, never married

54%

Co-Parents

#### Number of Mutual Children



#### Ages of Children



\*97% of files had petitioner sex data, 97% of files had petitioner age data, and 93% of files had petitioner race data

\*\*100% of files had respondent sex, age, and race data

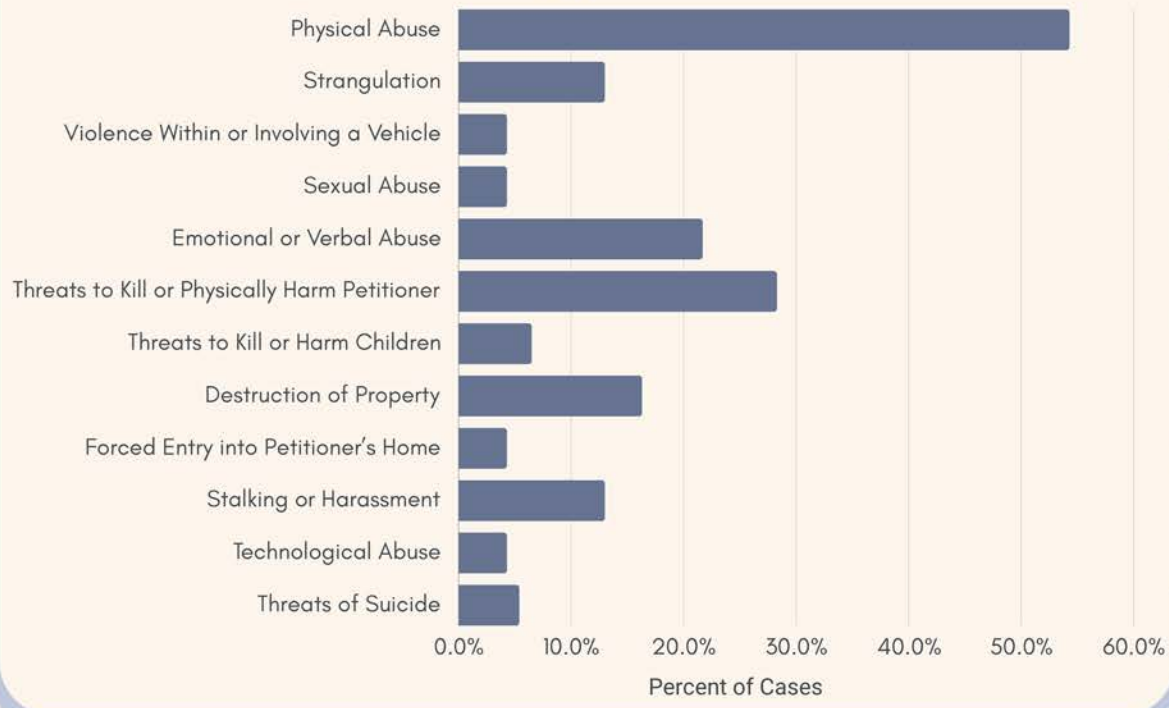


Respondent used or had access to a weapon

### Lawyer Representation

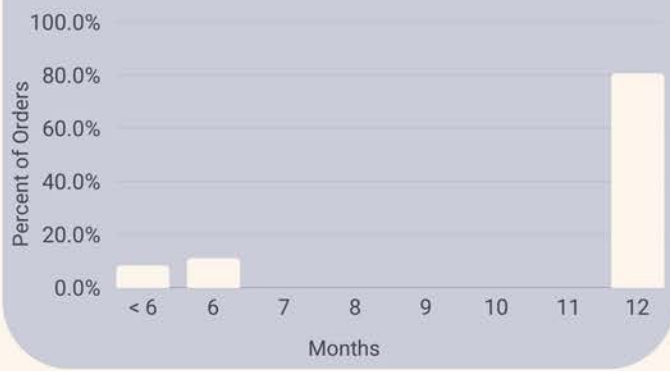


### Type of Abuse



78% of Petitioners reported more than one type of abuse.

### Duration of Order of Protection

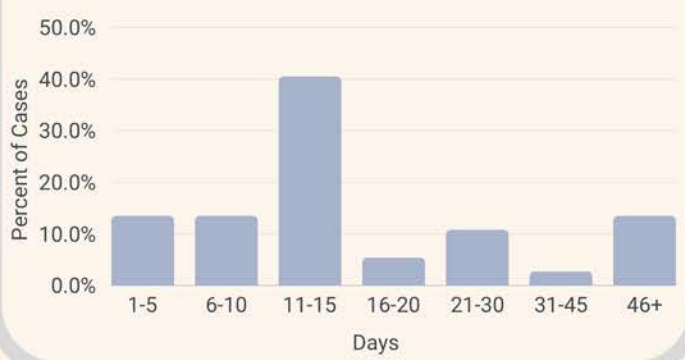


26% Respondent was intoxicated and/or had a substance use problem

21 days

Average time between filing and entry of an Order of Protection

### Days Between Filing and Entry of Order of Protection



# LAURENS

## COUNTY PROFILE



**34** CASES COLLECTED | **25** ORDERS OF PROTECTION GRANTED

### DEMOGRAPHICS

#### SEX



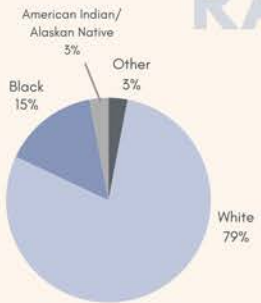
Petitioners\* were female



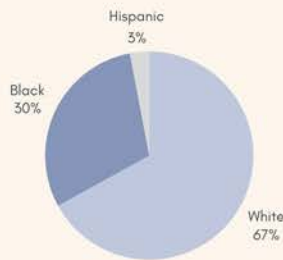
Respondents\*\* were male



#### RACE



Petitioners\*



Respondents\*\*

### RELATIONSHIP OF PARTIES



Current Spouse



Former Spouse



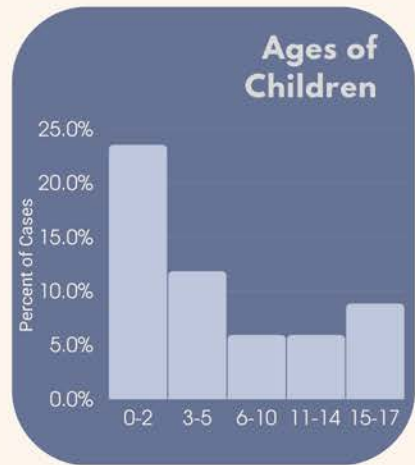
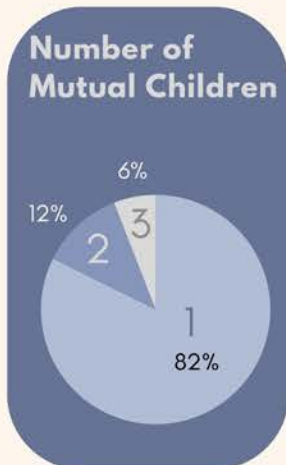
Family



Lived together, never married



Co-Parents



\*100% of files had petitioner sex data, 97% of files had participant age data, and 97% of files had participant race data

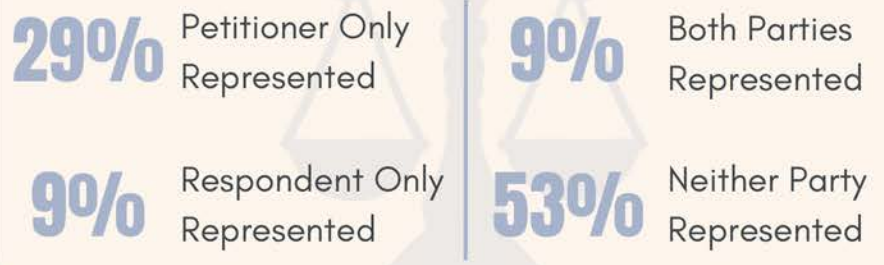
\*\*100% of files had respondent sex and age data, and 97% of files had respondent race data



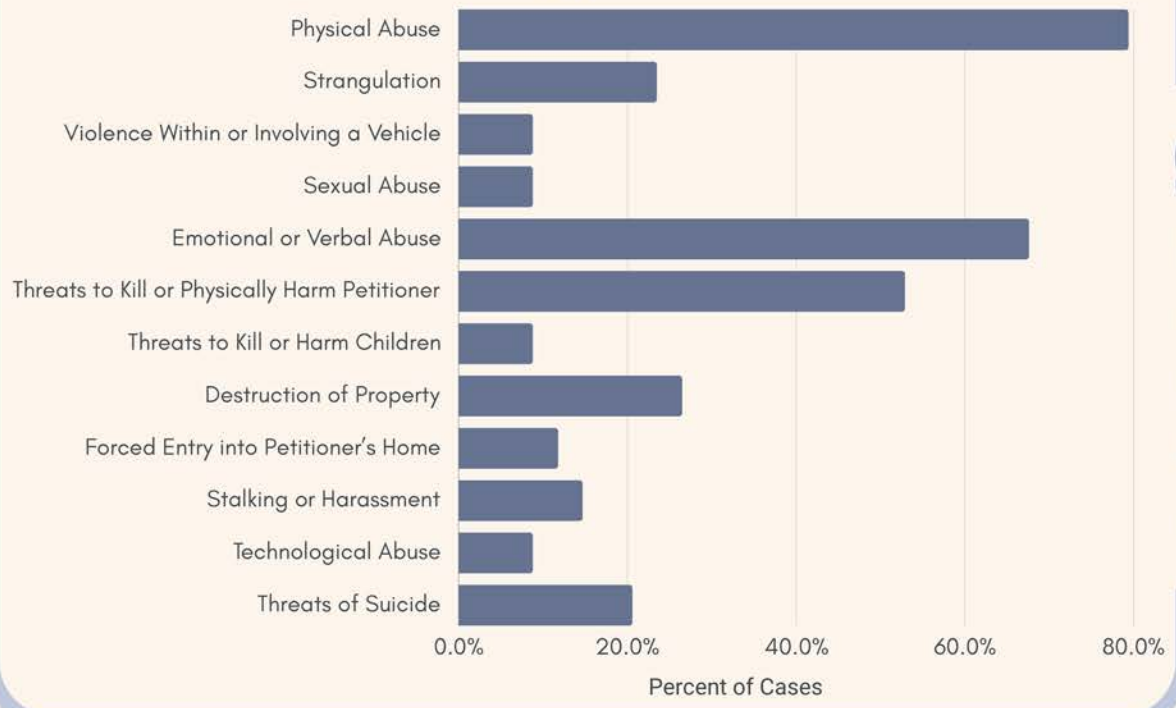


**38%**  
Respondent used or had access to a weapon

## Lawyer Representation

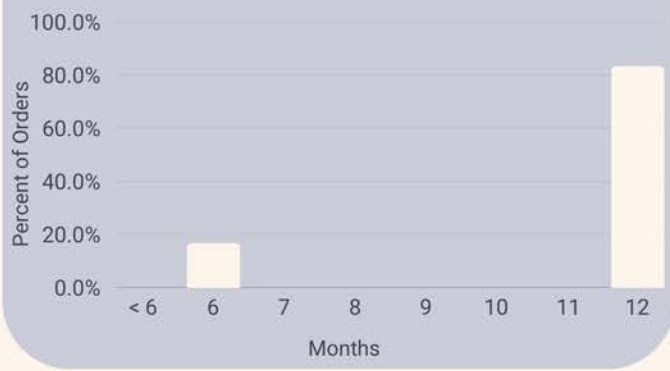


## Type of Abuse



**94%** of Petitioners reported more than one type of abuse.

## Duration of Order of Protection

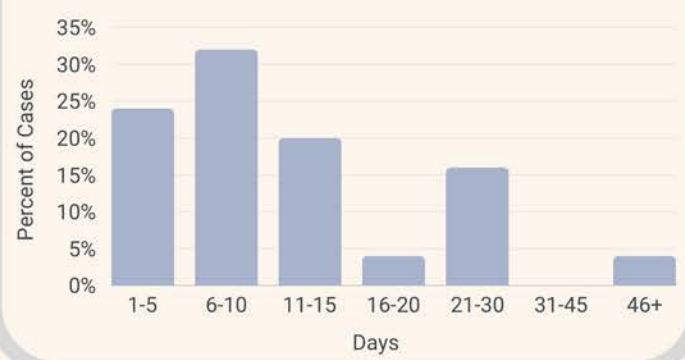


**29%** Respondent was intoxicated and/or had a substance use problem

**12 days**

Average time between filing and entry of an Order of Protection

## Days Between Filing and Entry of Order of Protection



# LEE

## COUNTY PROFILE

9

CASES COLLECTED

1

ORDERS OF PROTECTION GRANTED



### DEMOGRAPHICS

#### SEX

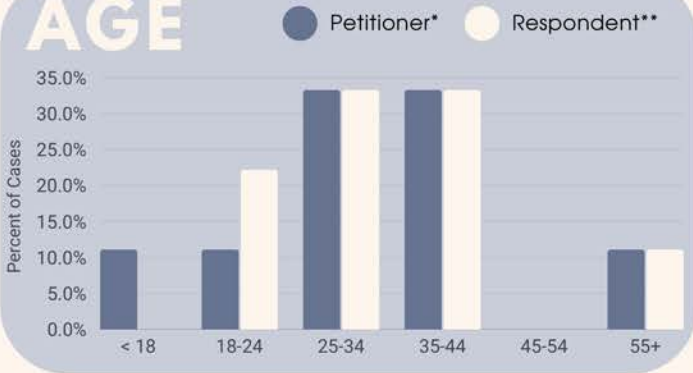


Petitioners\* were female

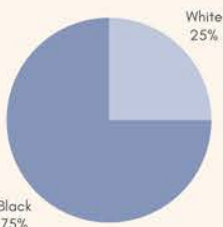


Respondents\*\* were male

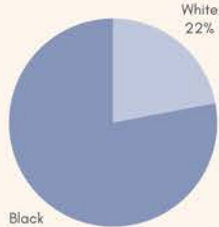
#### AGE



#### RACE



Petitioners\*



Respondents\*\*

### RELATIONSHIP OF PARTIES



Current Spouse



Former Spouse



Family

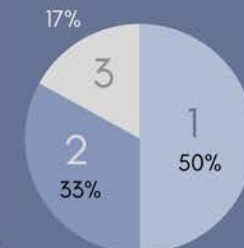


Lived together, never married

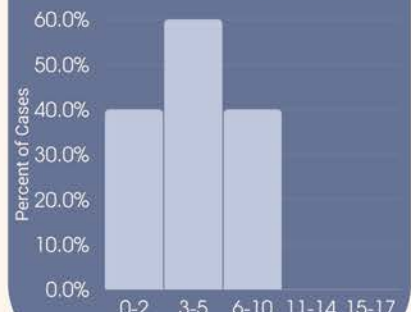


Co-Parents

#### Number of Mutual Children



#### Ages of Children



\*100% of files had petitioner sex, age, and race data  
\*\*100% of files had respondent sex, age, and race data



Respondent used or had access to a weapon

## Lawyer Representation

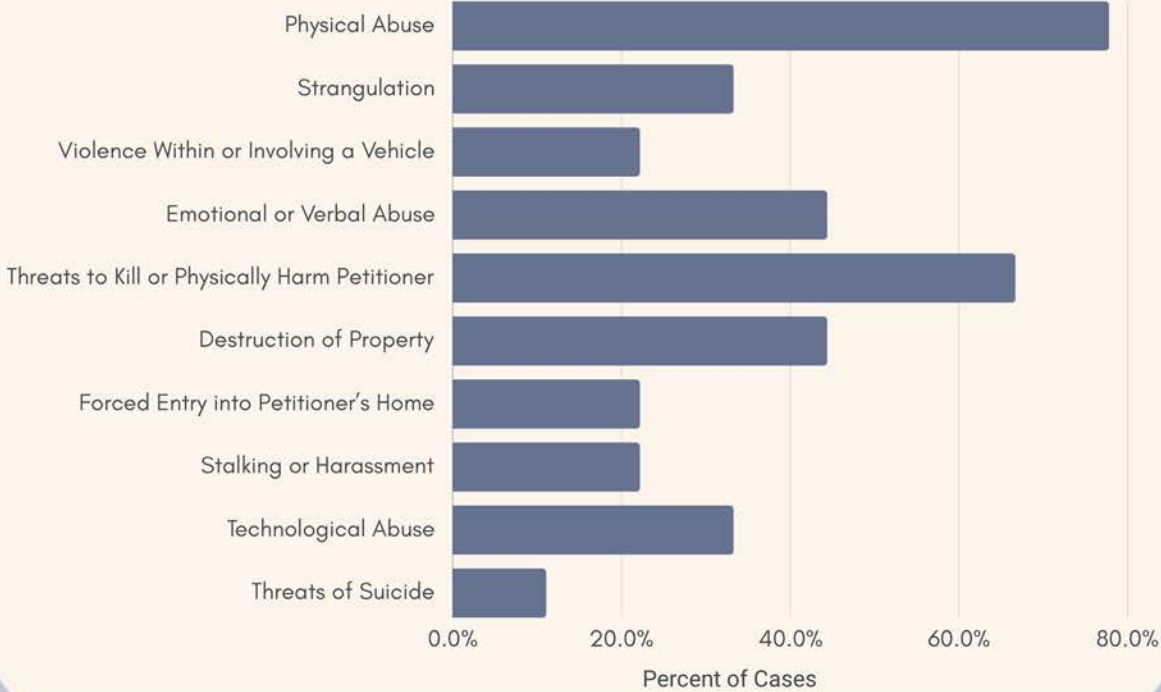
0% Petitioner Only Represented

0% Both Parties Represented

11% Respondent Only Represented

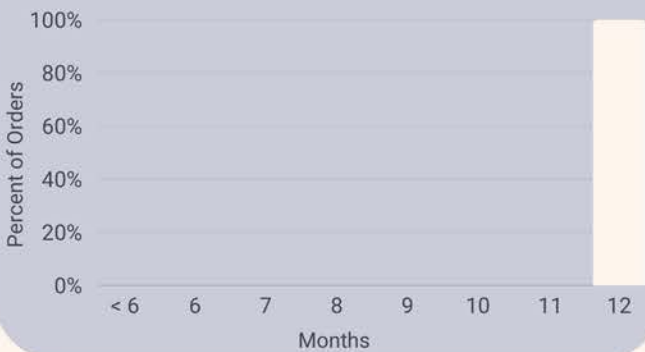
89% Neither Party Represented

## Type of Abuse



100% of Petitioners reported more than one type of abuse.

## Duration of Order of Protection

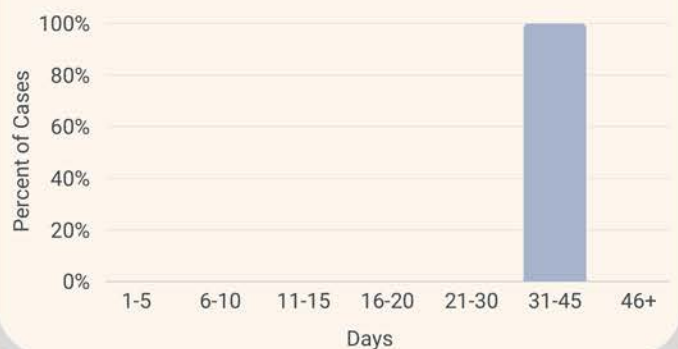


0% Respondent was intoxicated and/or had a substance use problem

40 days

Average time between filing and entry of an Order of Protection

## Days Between Filing and Entry of Order of Protection



# LEXINGTON

## COUNTY PROFILE



**165** CASES COLLECTED | **89** ORDERS OF PROTECTION GRANTED

### DEMOGRAPHICS

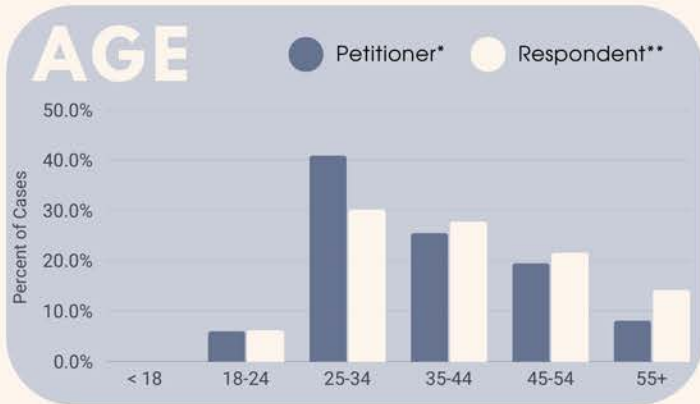
#### SEX



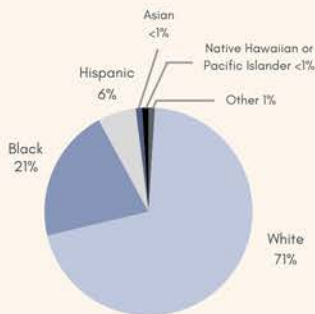
Petitioners\* were female



Respondents\*\* were male



Petitioners\*



Respondents\*\*

### RELATIONSHIP OF PARTIES



Current Spouse



Former Spouse



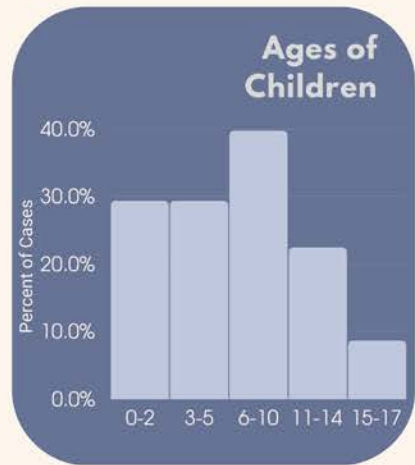
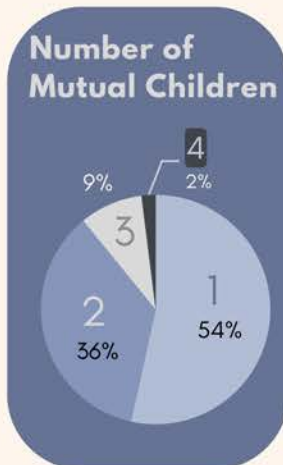
Family



Lived together, never married



Co-Parents



\*91% of files had petitioner sex data, 87% of files had participant race data, and 90% of files had participant age data.

\*\*100% of files had respondent sex data, 98% of files had respondent age data, and 98% of files had respondent race data

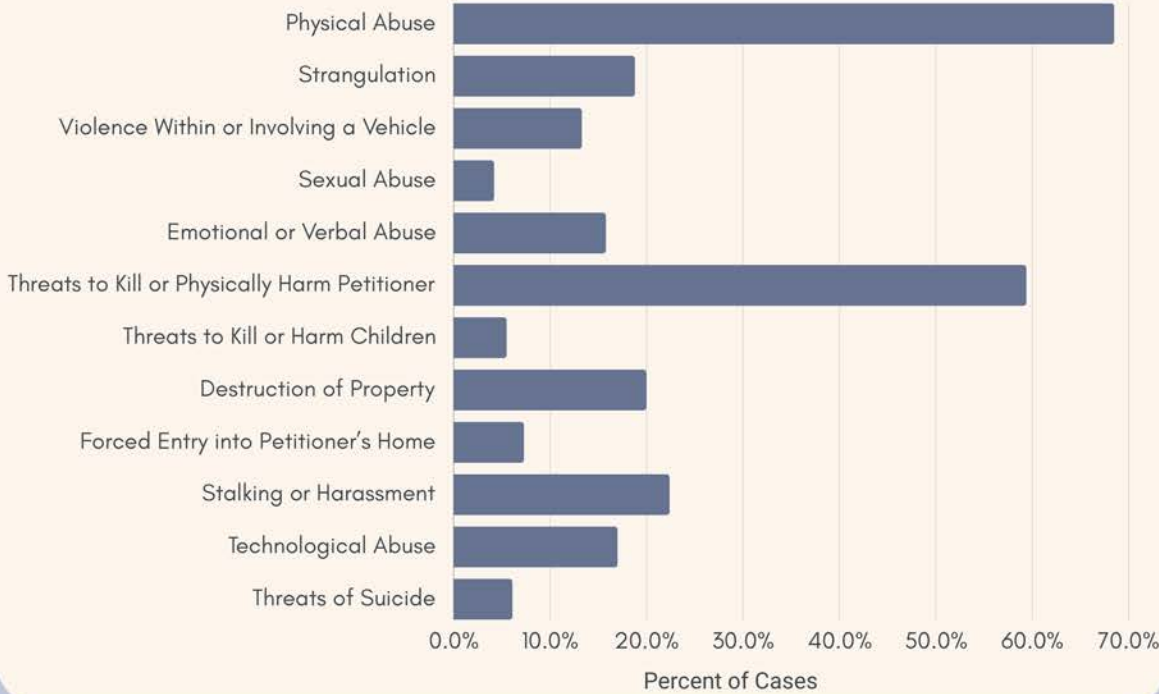


**17%**  
Respondent used or had access to a weapon

## Lawyer Representation

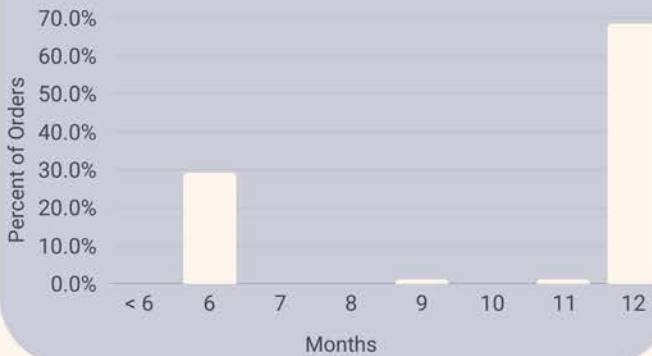


## Type of Abuse



**86%** of Petitioners reported more than one type of abuse.

## Duration of Order of Protection

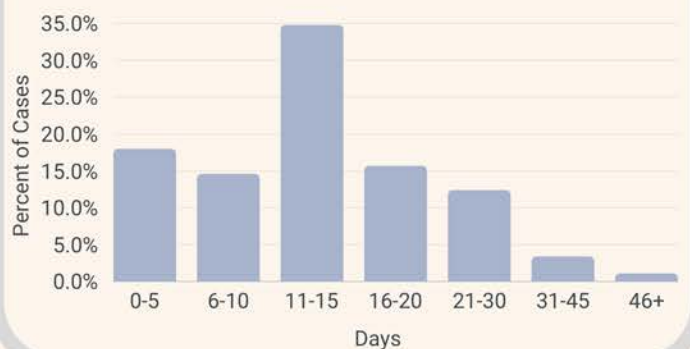


**15%** Respondent was intoxicated and/or had a substance use problem

**14 days**

Average time between filing and entry of an Order of Protection

## Days Between Filing and Entry of Order of Protection



# MARION COUNTY PROFILE



**32** CASES COLLECTED | **10** ORDERS OF PROTECTION GRANTED

## DEMOGRAPHICS

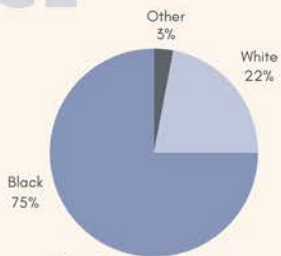
### SEX



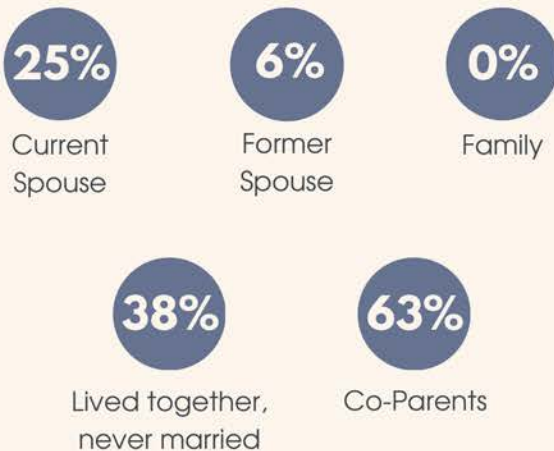
### AGE



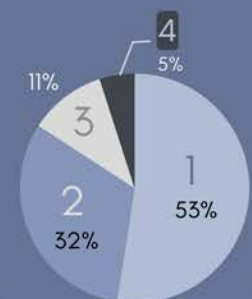
### RACE



## RELATIONSHIP OF PARTIES



### Number of Mutual Children



### Ages of Children



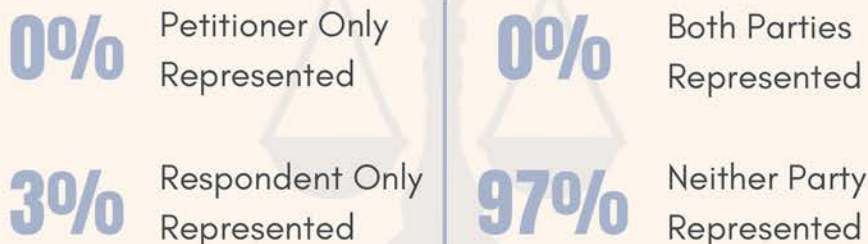
\*Petitioner sex, age, and race not reported because fewer than 50% of files had this information

\*\*100% of files had respondent sex data, 100% of files had respondent age data, and 100% of files had respondent race data

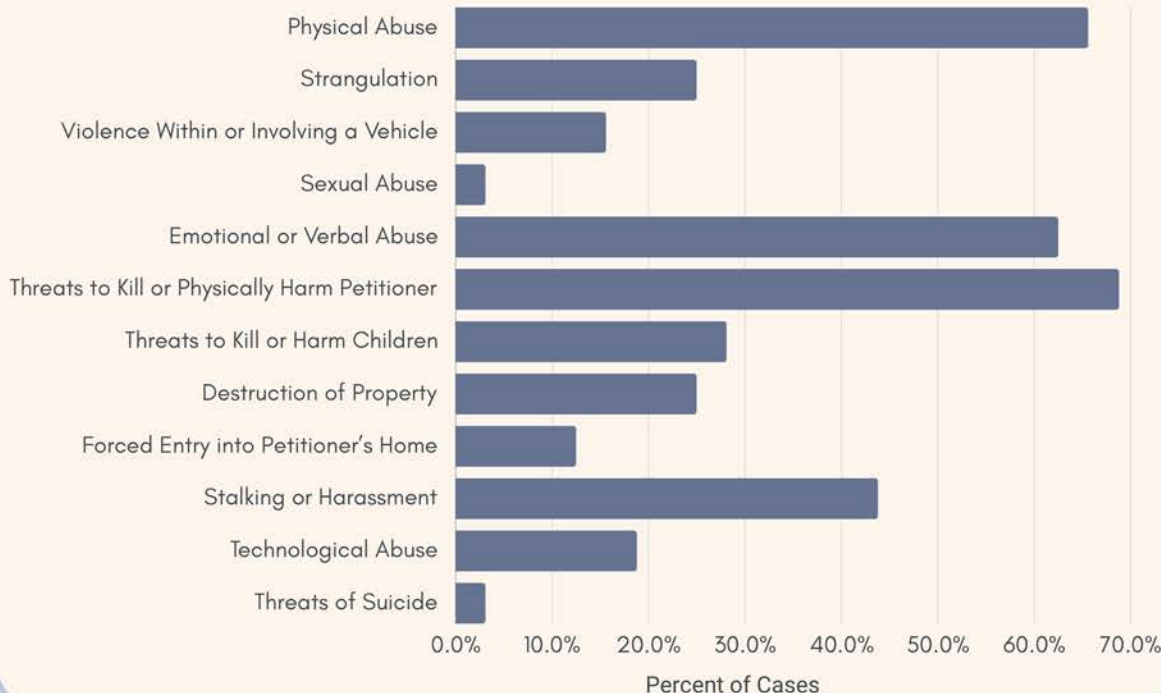


Respondent used or had access to a weapon

## Lawyer Representation

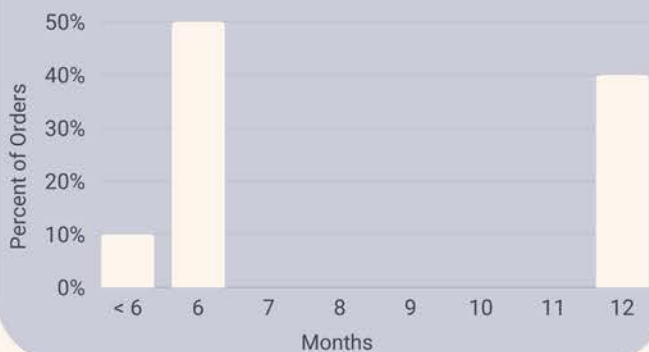


## Type of Abuse



87% of Petitioners reported more than one type of abuse.

## Duration of Order of Protection

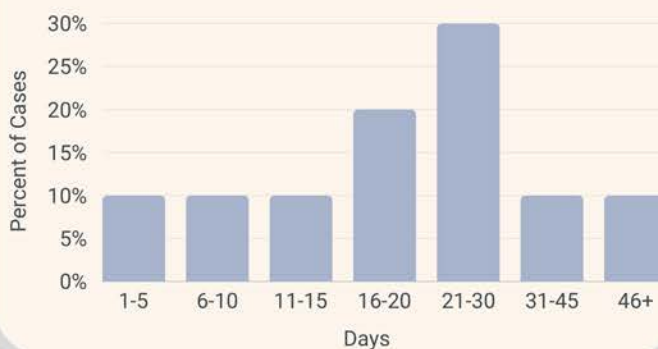


22% Respondent was intoxicated and/or had a substance use problem

35 days

Average time between filing and entry of an Order of Protection

## Days Between Filing and Entry of Order of Protection



# MARLBORO

## COUNTY PROFILE

**7** CASES COLLECTED | **2** ORDERS OF PROTECTION GRANTED



### DEMOGRAPHICS

#### SEX

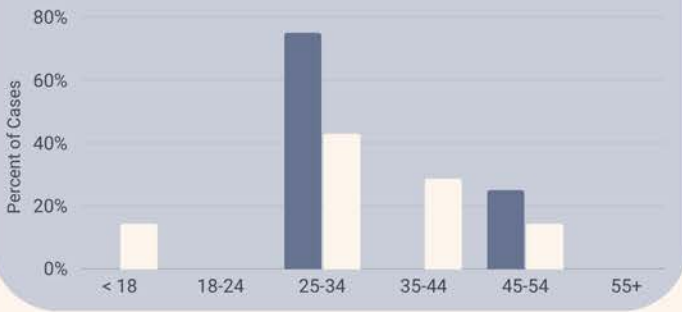


Petitioners\*

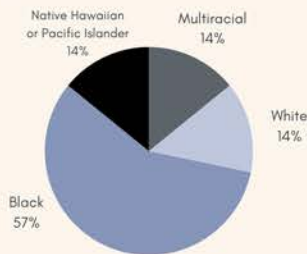
Respondents\*\*\* were male

#### AGE

Petitioner\*\* Respondent\*\*\*



#### RACE



Petitioners\*

Respondents\*\*\*

### RELATIONSHIP OF PARTIES



Current Spouse



Former Spouse



Family



Lived together, never married



Co-Parents

#### Number of Mutual Children



#### Ages of Children



\*Petitioner sex and race not reported because fewer than 50% of files had this information

\*\*57% of files had petitioner age data

\*\*\*100% of files had respondent sex, age, and race data





Respondent used or had access to a weapon

# Lawyer Representation

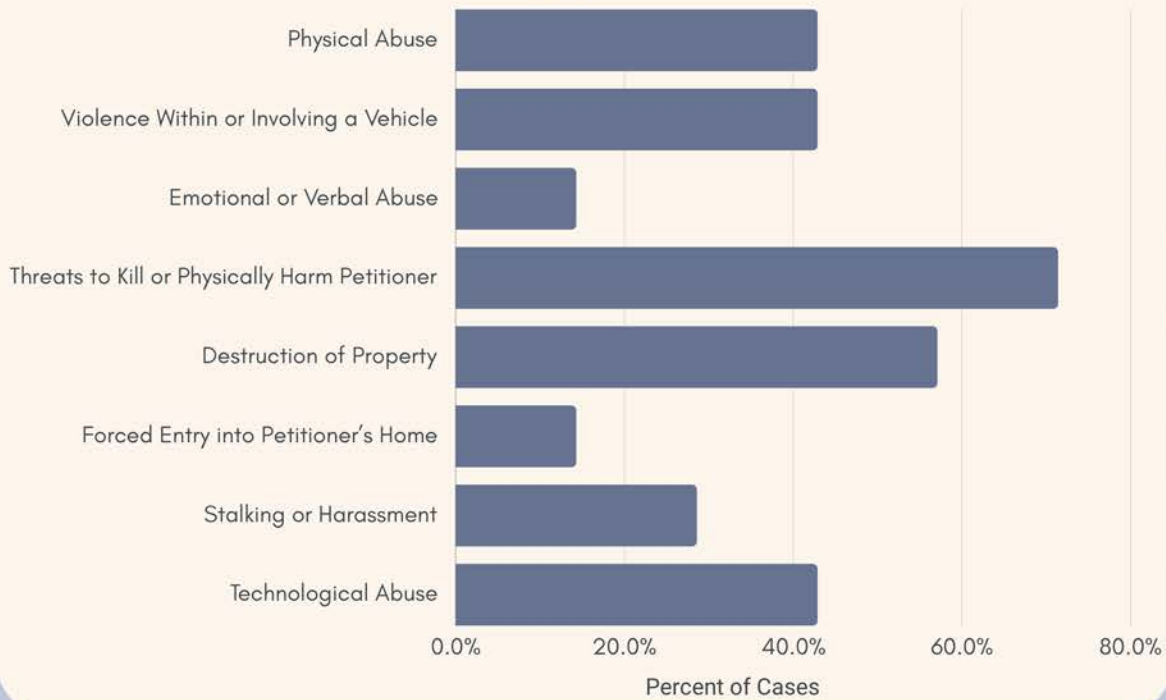
0% Petitioner Only Represented

0% Both Parties Represented

14% Respondent Only Represented

86% Neither Party Represented

## Type of Abuse



100% of Petitioners reported more than one type of abuse.

## Duration of Order of Protection

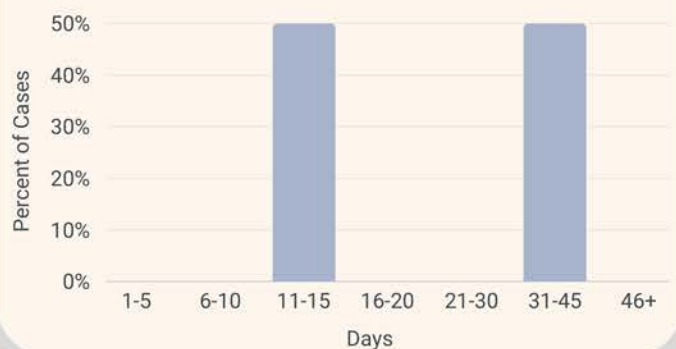


14% Respondent was intoxicated and/or had a substance use problem

27 days

Average time between filing and entry of an Order of Protection

## Days Between Filing and Entry of Order of Protection



# MCCORMICK

## COUNTY PROFILE

3

CASES COLLECTED

2

ORDERS OF PROTECTION GRANTED



### DEMOGRAPHICS

#### SEX

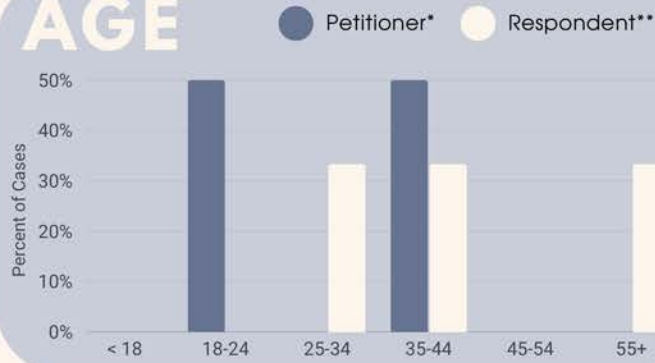


Petitioners\* were female



Respondents\*\* were male

#### AGE



#### RACE

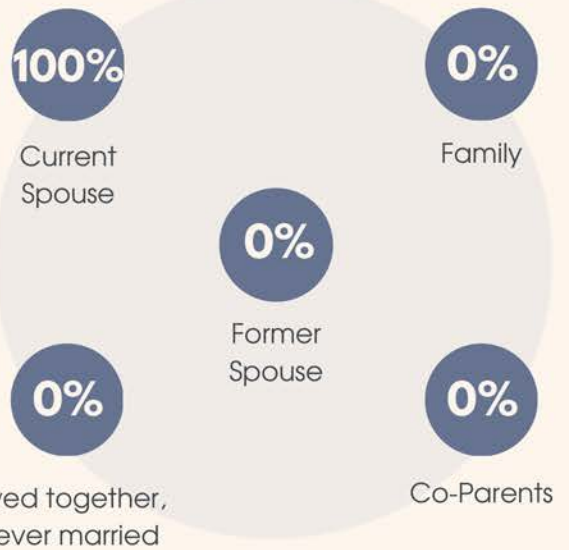


Petitioners\*



Respondents\*\*

### RELATIONSHIP OF PARTIES



\*100% of files had petitioner sex data, 67% of files had petitioner age data, and 100% of files had petitioner race data

\*\*100% of files had respondent sex, age, and race data

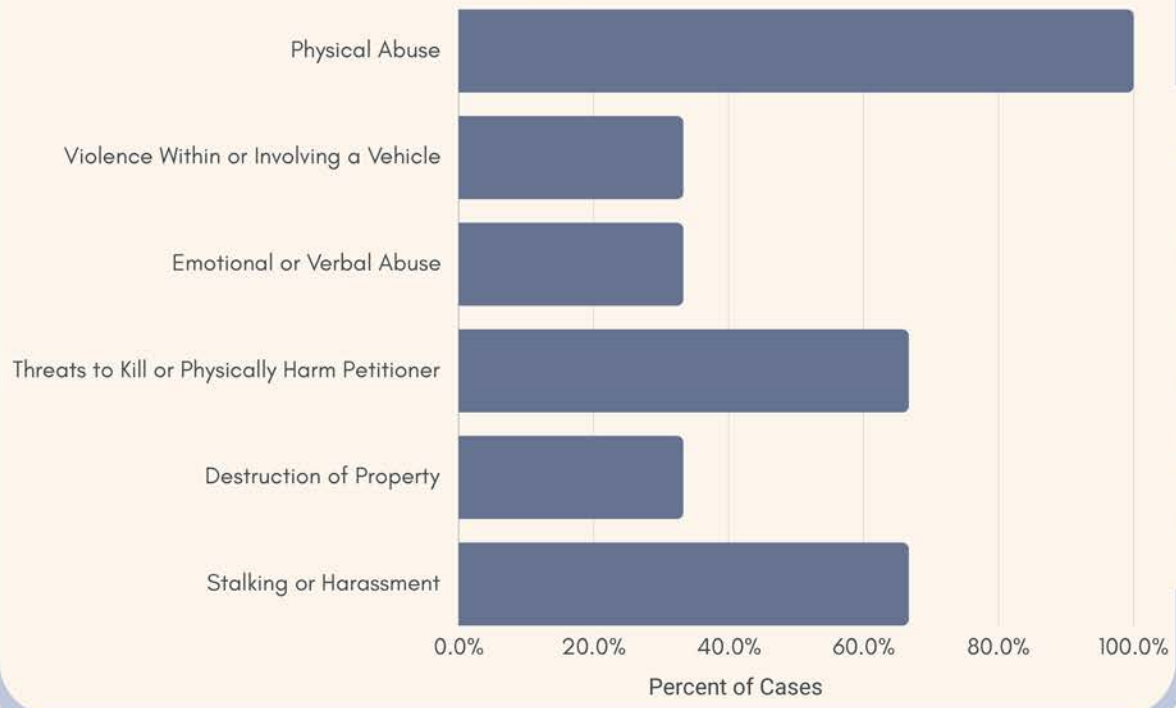


Respondent used or had access to a weapon

## Lawyer Representation

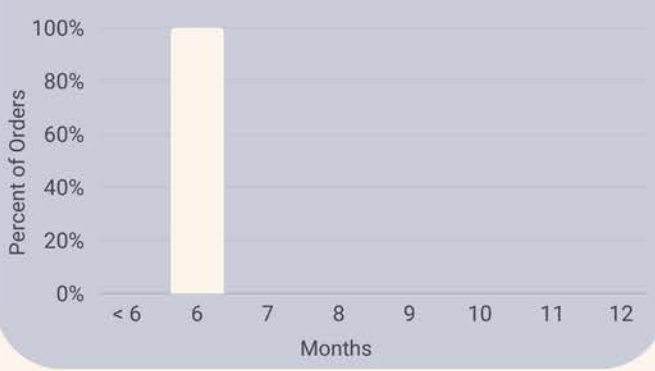


## Type of Abuse



**100%** of Petitioners reported more than one type of abuse.

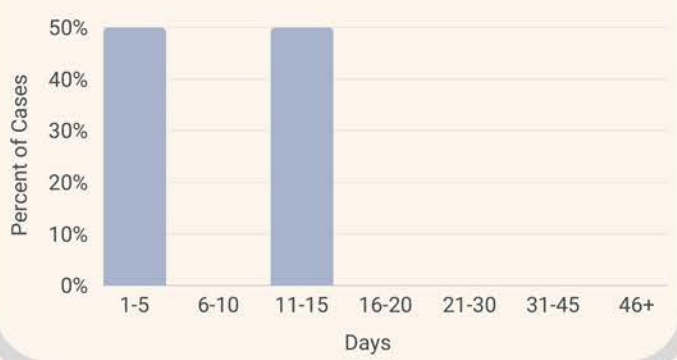
## Duration of Order of Protection



**100%** Respondent was intoxicated and/or had a substance use problem

**9 days** Average time between filing and entry of an Order of Protection

## Days Between Filing and Entry of Order of Protection



# NEWBERRY

## COUNTY PROFILE

**38** CASES COLLECTED | **15** ORDERS OF PROTECTION GRANTED



### DEMOGRAPHICS

#### SEX



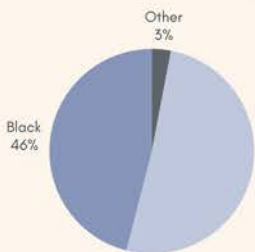
Petitioners\* were female



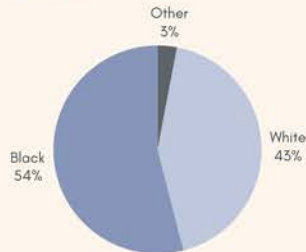
Respondents\*\* were male



#### RACE



Petitioners\*



Respondents\*\*

### RELATIONSHIP OF PARTIES



Current Spouse



Former Spouse



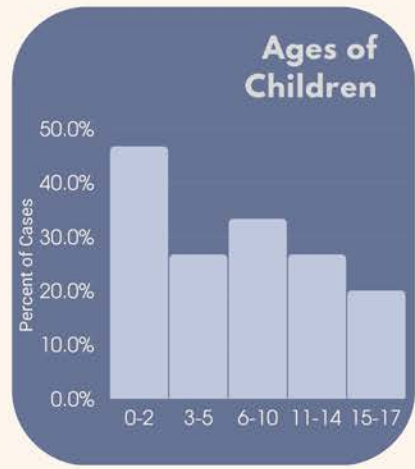
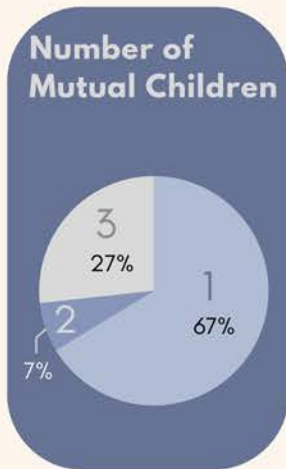
Family



Lived together, never married



Co-Parents



\*100% of files had petitioner sex and age data and 97% of files had petitioner race data

\*\*100% of files had respondent sex and age data and 97% of files had respondent race data



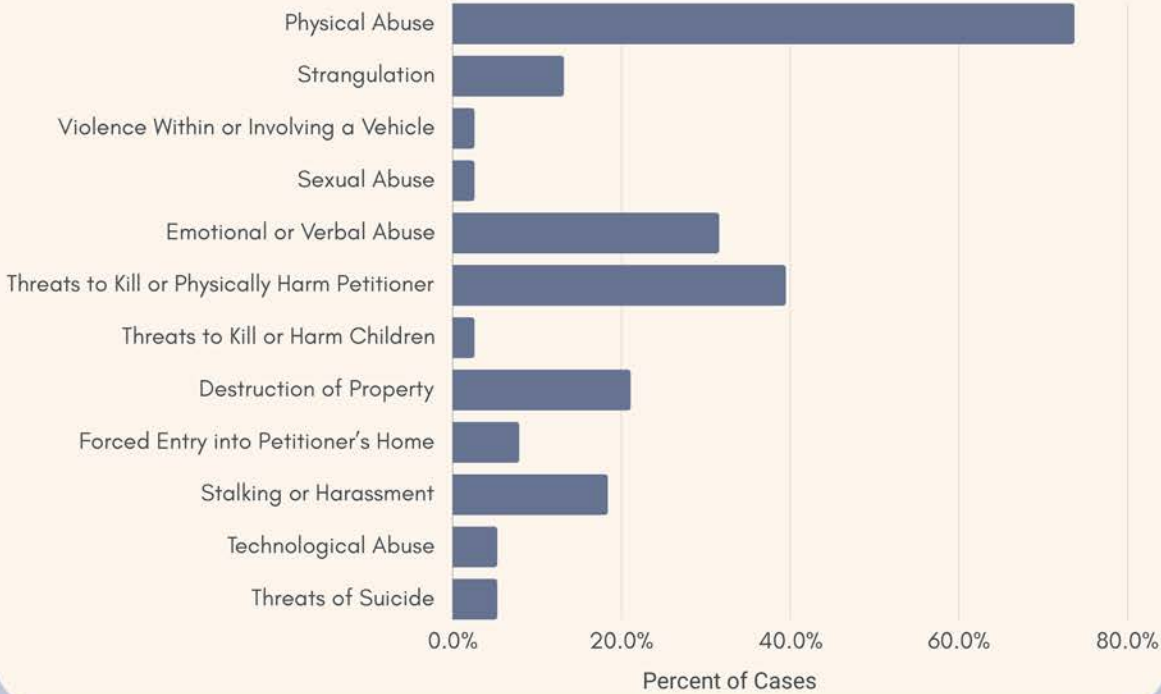
**26%**

Respondent used or had access to a weapon

## Lawyer Representation

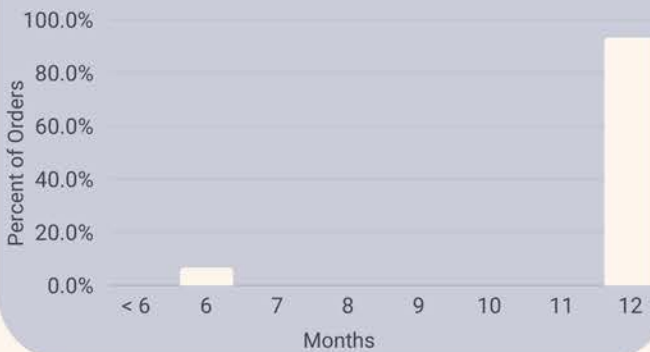


## Type of Abuse



**74%** of Petitioners reported more than one type of abuse.

## Duration of Order of Protection

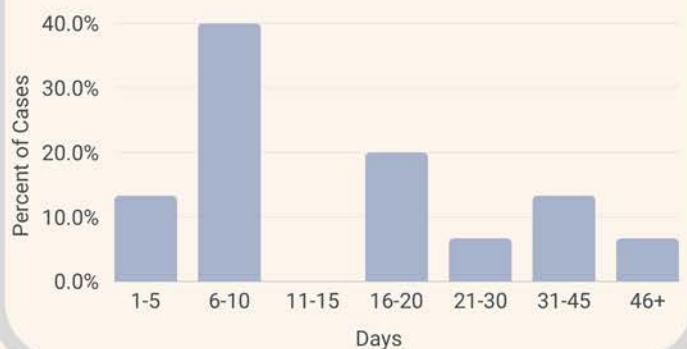


**16%** Respondent was intoxicated and/or had a substance use problem

**17 days**

Average time between filing and entry of an Order of Protection

## Days Between Filing and Entry of Order of Protection



# OCONEE COUNTY PROFILE

**36** CASES COLLECTED

**19** ORDERS OF PROTECTION GRANTED



## DEMOGRAPHICS

### SEX

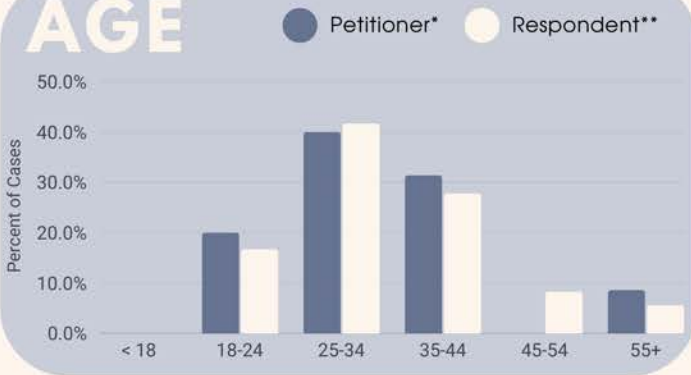


Petitioners\* were female

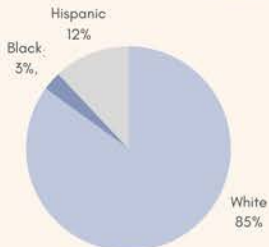


Respondents\*\* were male

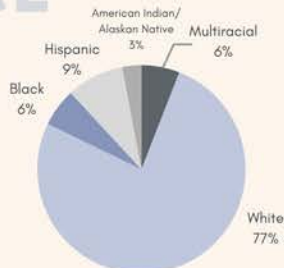
### AGE



### RACE



Petitioners\*



Respondents\*\*

## RELATIONSHIP OF PARTIES



Current Spouse



Former Spouse



Family

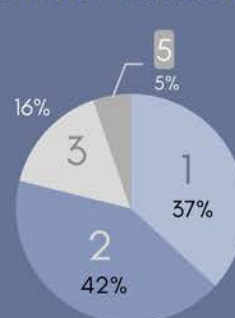


Lived together, never married

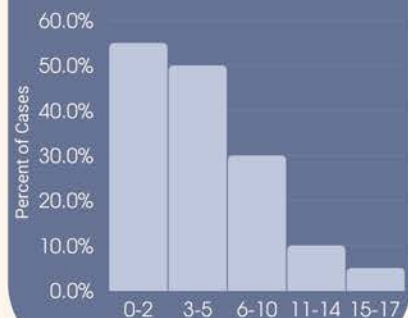


Co-Parents

### Number of Mutual Children



### Ages of Children



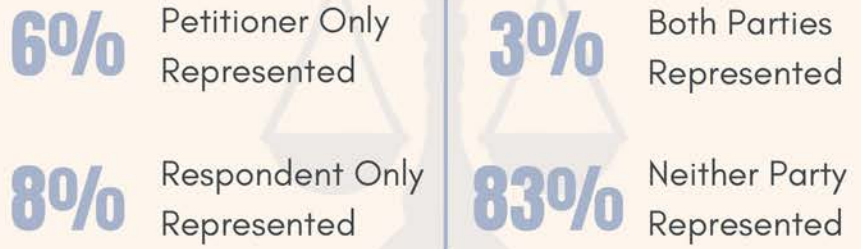
\*100% of files had petitioner sex data, 97% of files had petitioner age data, and 92% of files had petitioner race data

\*\*100% of files had respondent sex and age data and 97% of files had respondent race data

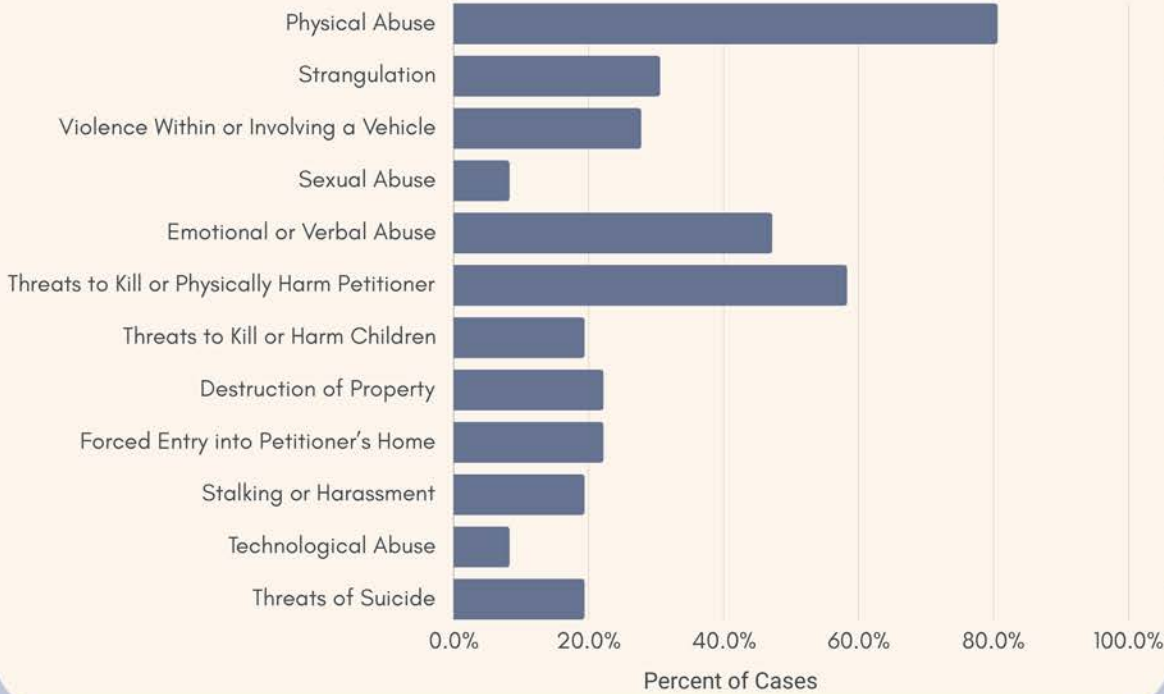


Respondent used or had access to a weapon

## Lawyer Representation



## Type of Abuse



94% of Petitioners reported more than one type of abuse.

## Duration of Order of Protection



33% Respondent was intoxicated and/or had a substance use problem

16 days

Average time between filing and entry of an Order of Protection

## Days Between Filing and Entry of Order of Protection



# ORANGEBURG

## COUNTY PROFILE



**100**

CASES COLLECTED

**49**

ORDERS OF PROTECTION GRANTED

### DEMOGRAPHICS

#### SEX

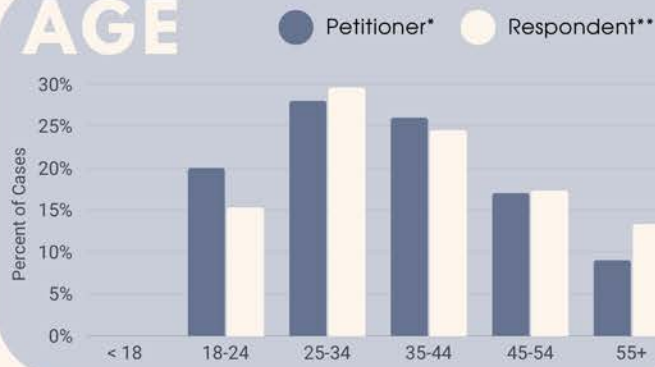


Petitioners\* were female

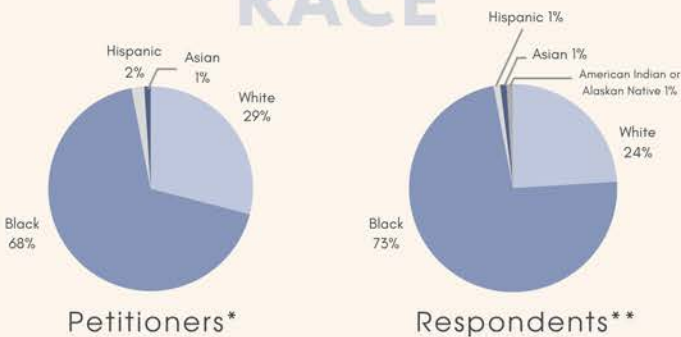


Respondents\*\* were male

#### AGE



#### RACE



### RELATIONSHIP OF PARTIES



Current Spouse



Former Spouse



Family

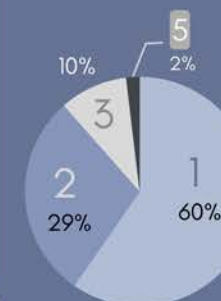


Lived together, never married

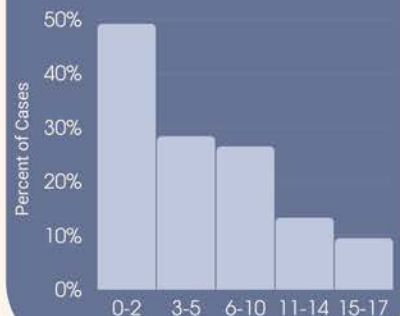


Co-Parents

#### Number of Mutual Children



#### Ages of Children



\*59% of files had petitioner sex data, 100% of files had petitioner age data, and 99% of files had petitioner race data

\*\*100% of files had respondent sex data, 98% of files had respondent age data, and 100% of files had respondent race data



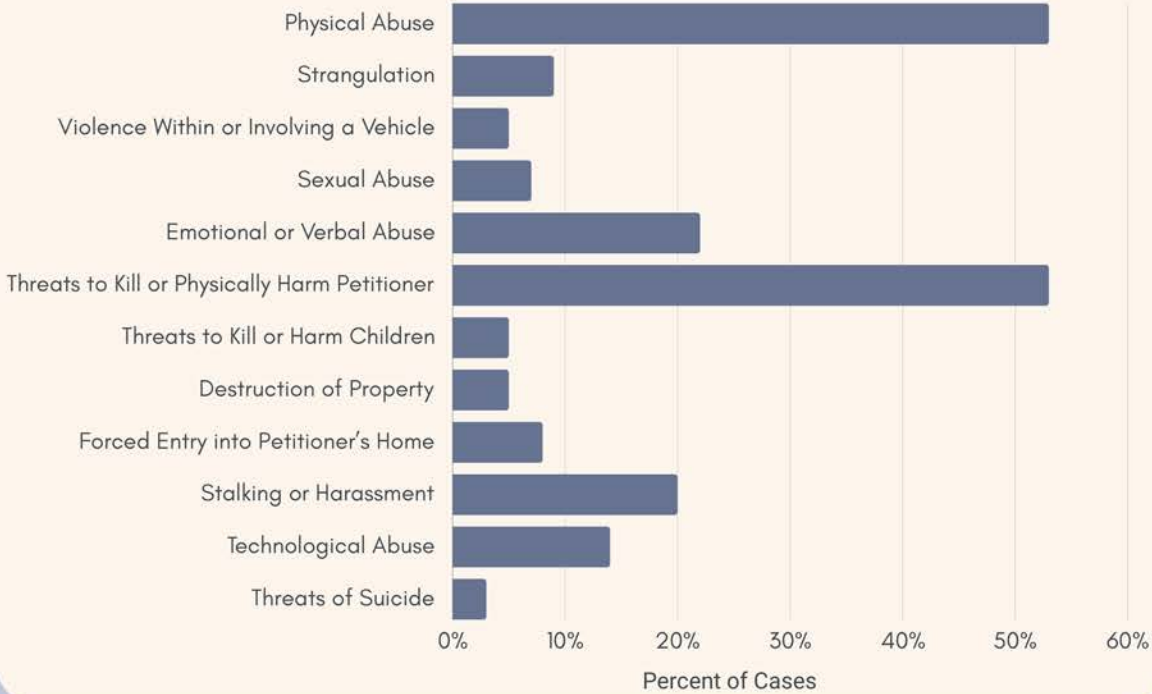


**19%**  
Respondent used or had access to a weapon

## Lawyer Representation

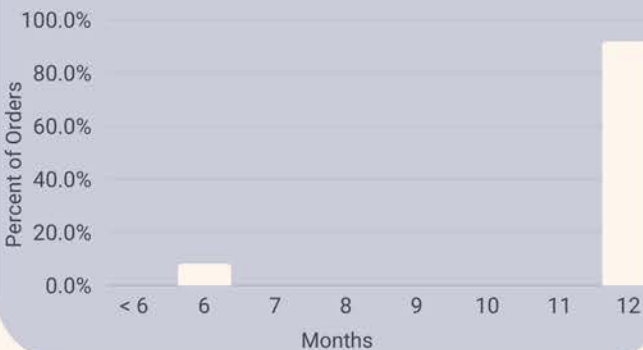


## Type of Abuse



**73%** of Petitioners reported more than one type of abuse.

## Duration of Order of Protection

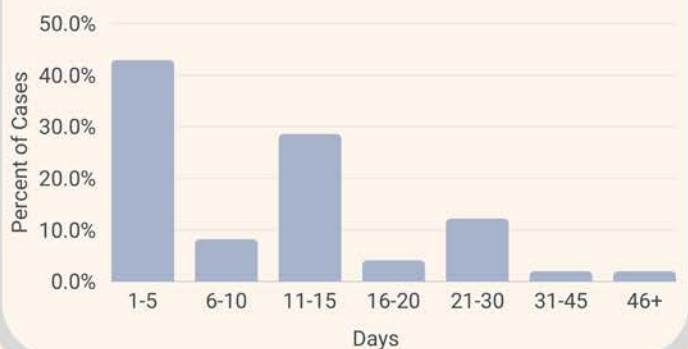


**11%** Respondent was intoxicated and/or had a substance use problem

**11 days**

Average time between filing and entry of an Order of Protection

## Days Between Filing and Entry of Order of Protection



# PICKENS

## COUNTY PROFILE

**28** CASES COLLECTED | **17** ORDERS OF PROTECTION GRANTED



### DEMOGRAPHICS

#### SEX



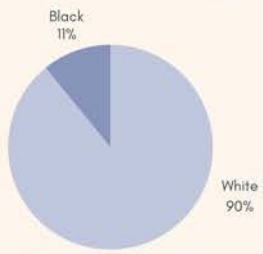
Petitioners\* were female



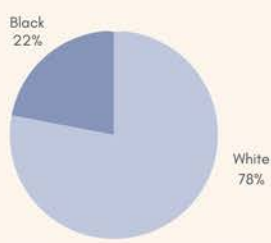
Respondents\*\* were male



#### RACE



Petitioners\*



Respondents\*\*

### RELATIONSHIP OF PARTIES



Current Spouse



Former Spouse



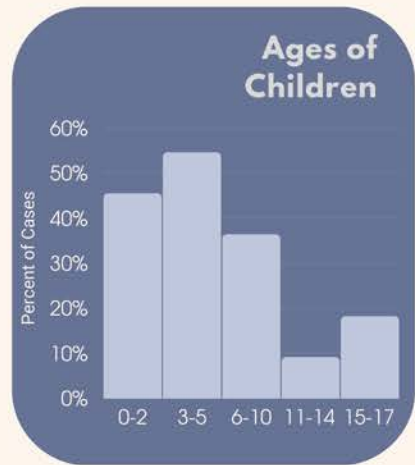
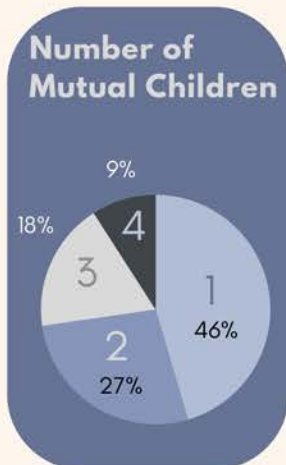
Family



Lived together, never married



Co-Parents



\*82% of files had petitioner sex data, 71% of files had petitioner age data, and 68% of files had petitioner race data  
 \*\*96% of files had respondent sex data, 93% of files had respondent age data, and 96% of files had respondent race data

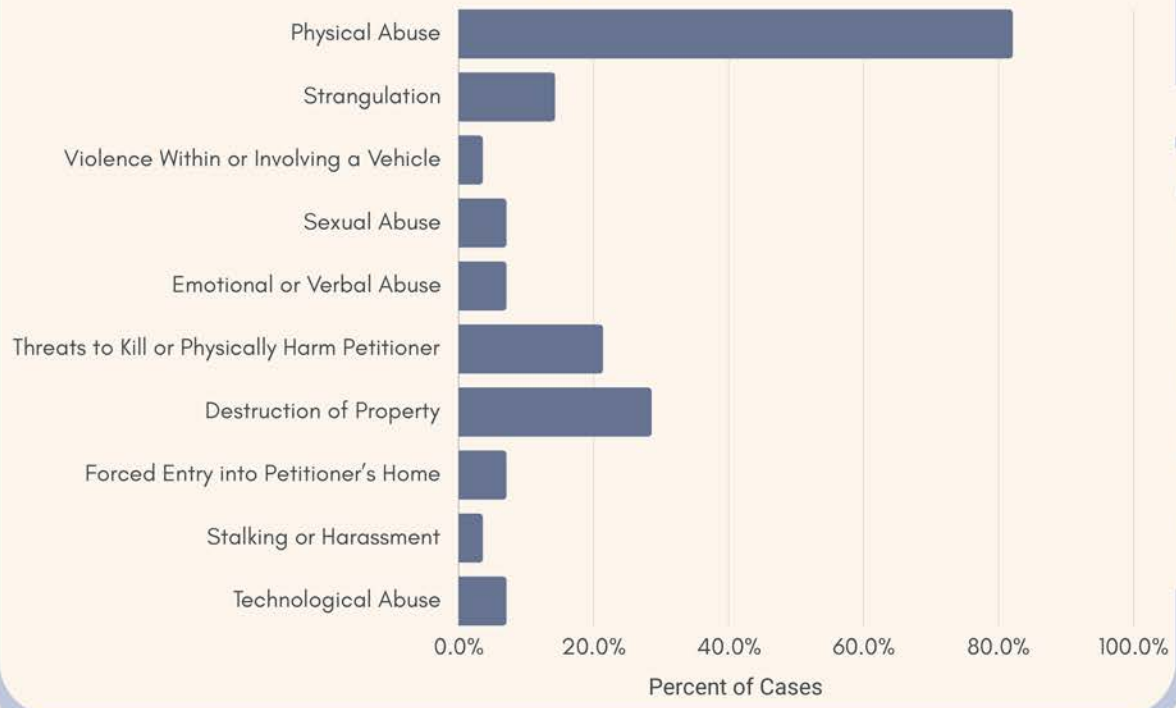


Respondent used or had access to a weapon

## Lawyer Representation

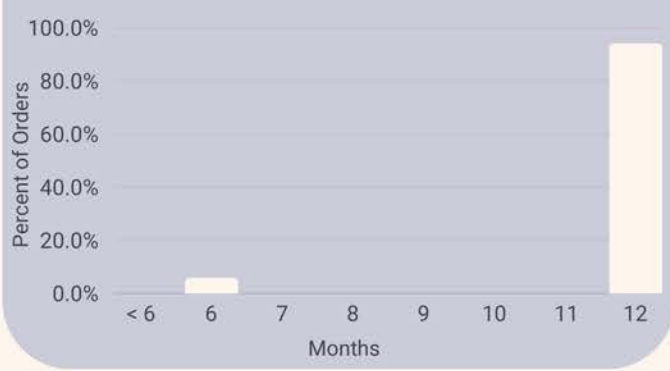


## Type of Abuse



70% of Petitioners reported more than one type of abuse.

## Duration of Order of Protection



21% Respondent was intoxicated and/or had a substance use problem

12 days

Average time between filing and entry of an Order of Protection

## Days Between Filing and Entry of Order of Protection



# RICHLAND COUNTY PROFILE

**356** CASES COLLECTED

**143** ORDERS OF PROTECTION GRANTED



## DEMOGRAPHICS

### SEX

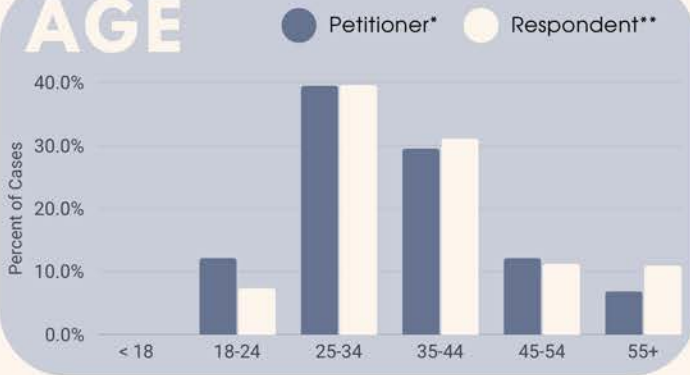


Petitioners\* were female

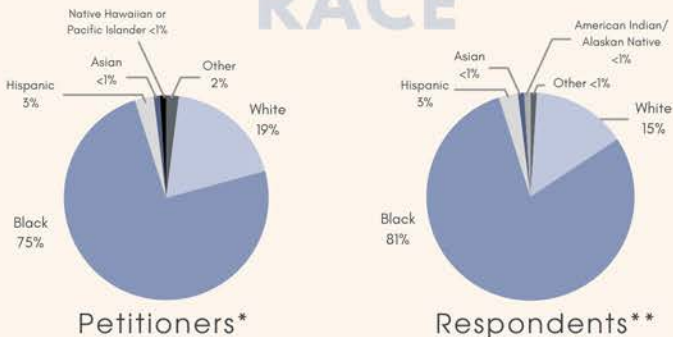


Respondents\*\* were male

### AGE



### RACE



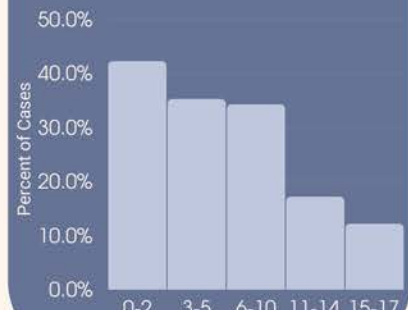
## RELATIONSHIP OF PARTIES



### Number of Mutual Children



### Ages of Children



\*99% of files had petitioner sex data, 95% of files had petitioner age data, and 96% of files had petitioner race data

\*\*99% of files had respondent sex data, 93% of files had respondent age data, and 99% of files had respondent race data

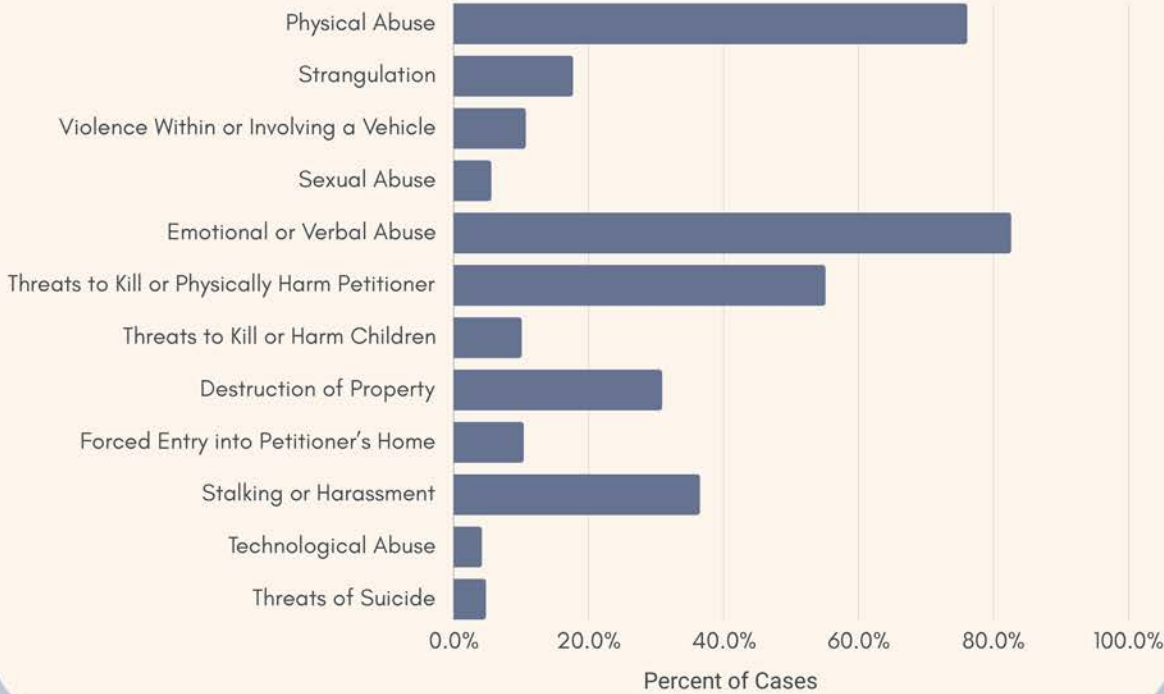


**28%**  
Respondent used or had access to a weapon

## Lawyer Representation

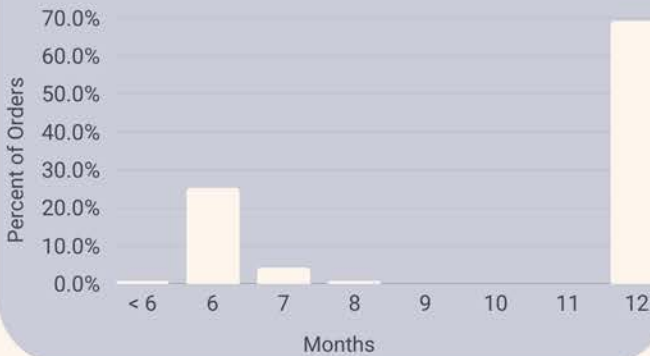


## Type of Abuse



**95%** of Petitioners reported more than one type of abuse.

## Duration of Order of Protection

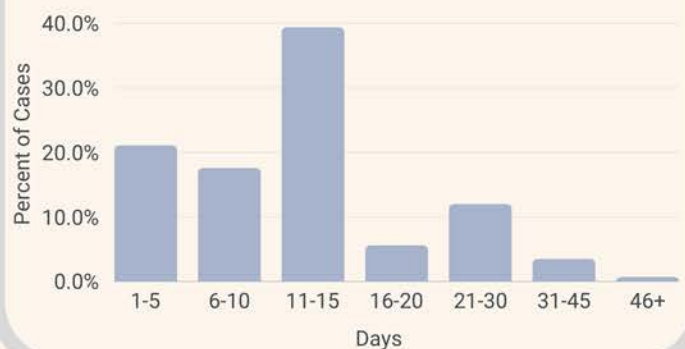


**10%** Respondent was intoxicated and/or had a substance use problem

**14 days**

Average time between filing and entry of an Order of Protection

## Days Between Filing and Entry of Order of Protection



# SALUDA

## COUNTY PROFILE

3

CASES COLLECTED

2

ORDERS OF PROTECTION GRANTED



### DEMOGRAPHICS

#### SEX

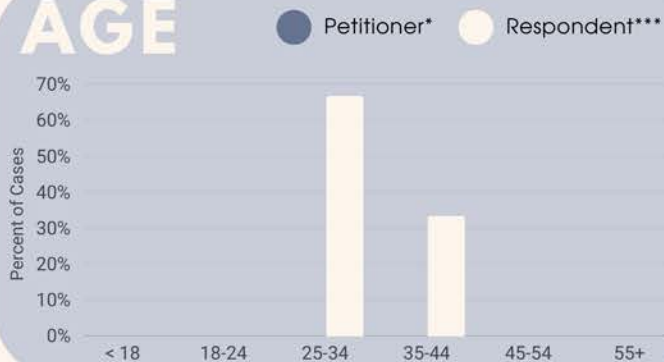


Petitioners\*\* were female



Respondents\*\*\* were male

#### AGE



#### RACE



Petitioners\*

Respondents\*\*\*

### RELATIONSHIP OF PARTIES



Current Spouse



Former Spouse



Family

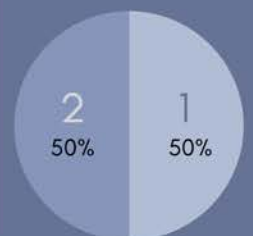


Lived together, never married

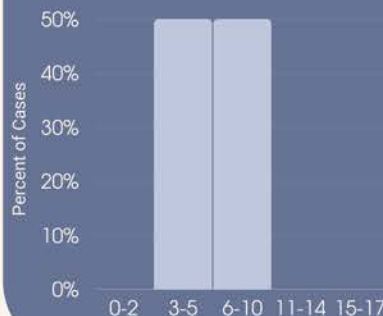


Co-Parents

#### Number of Mutual Children



#### Ages of Children



\*Petitioner age and race not reported because fewer than 50% of files had this information

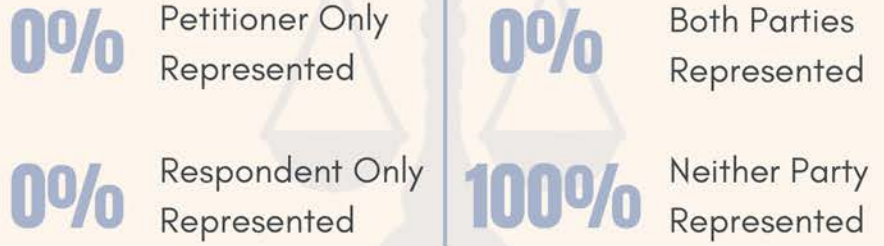
\*\*67% of files had petitioner sex data

\*\*\*100% of files had respondent sex data, 100% of files had respondent age data, and 67% of files had respondent race data

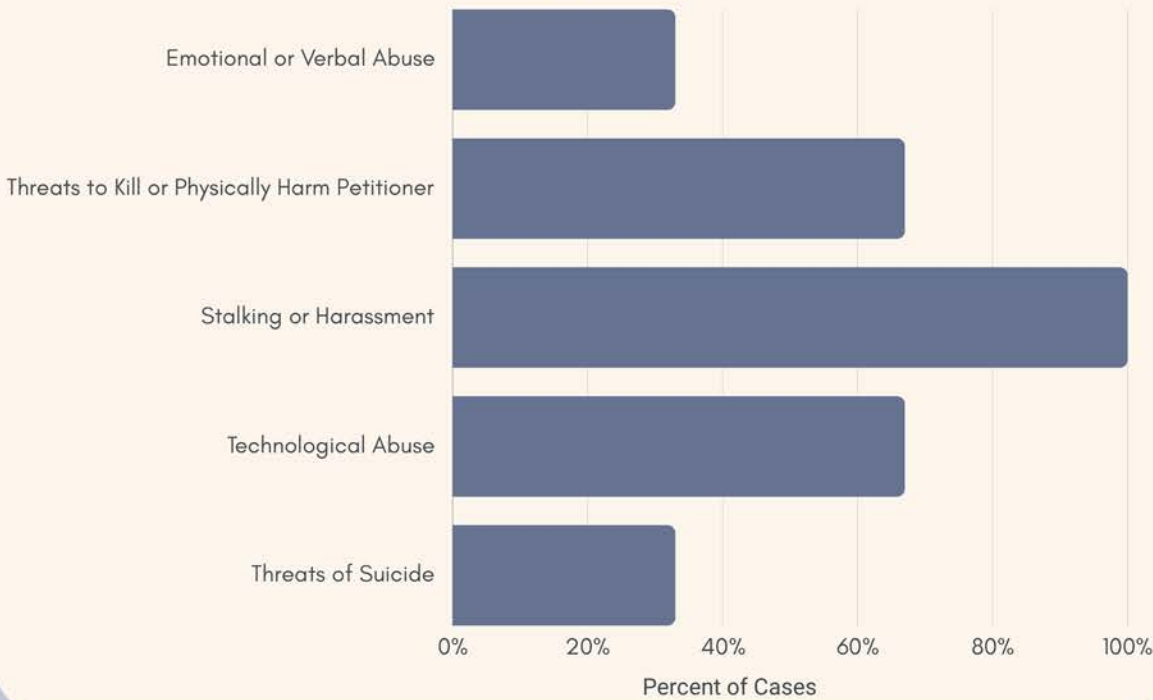


Respondent used or had access to a weapon

## Lawyer Representation

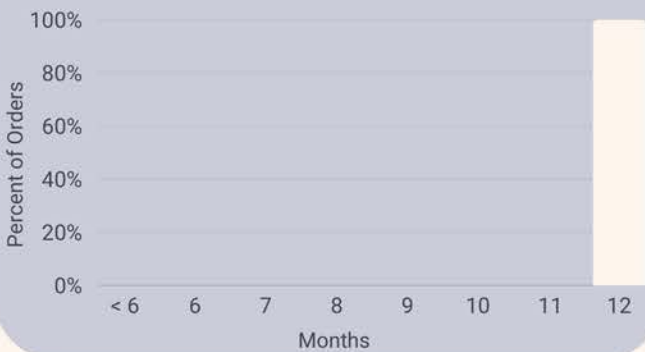


## Type of Abuse



67% of Petitioners reported more than one type of abuse.

## Duration of Order of Protection

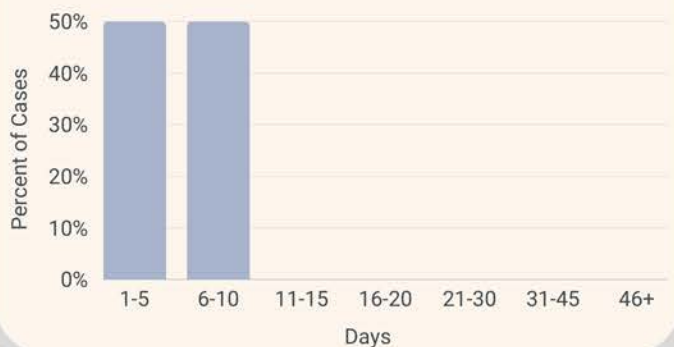


0% Respondent was intoxicated and/or had a substance use problem

4 days

Average time between filing and entry of an Order of Protection

## Days Between Filing and Entry of Order of Protection



# SPARTANBURG

## COUNTY PROFILE

**284** CASES COLLECTED | **151** ORDERS OF PROTECTION GRANTED



### DEMOGRAPHICS

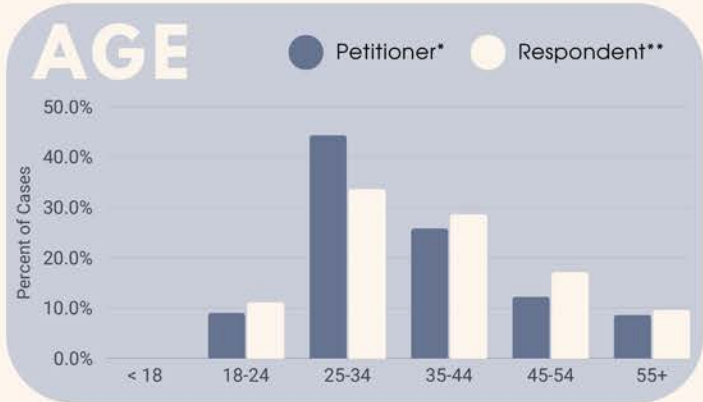
#### SEX



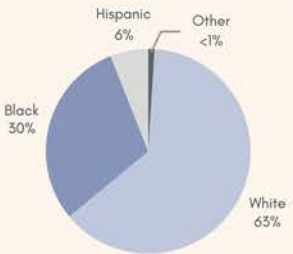
Petitioners\* were female



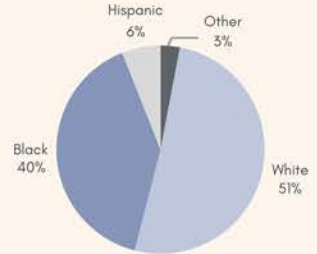
Respondents\*\* were male



#### RACE



Petitioners\*



Respondents\*\*

### RELATIONSHIP OF PARTIES



Current Spouse



Former Spouse



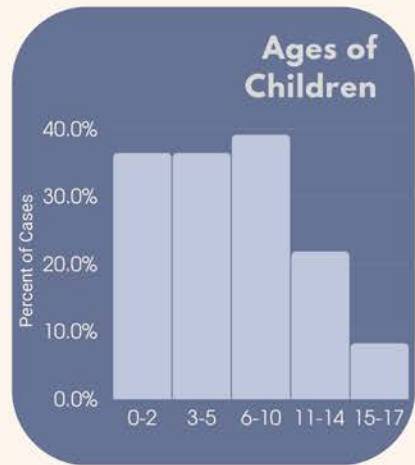
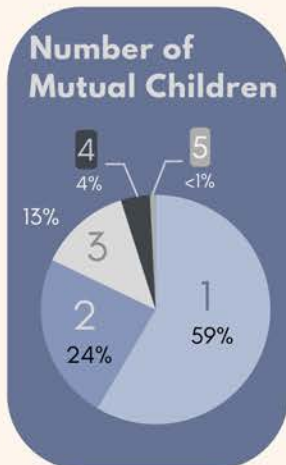
Family



Lived together, never married



Co-Parents



\*56% of files had petitioner sex data, 78% of files had petitioner age data, and 53% of files had petitioner race data  
 \*\*100% of files had respondent sex data, 99% of files had respondent age data, and 99% of files had respondent race data



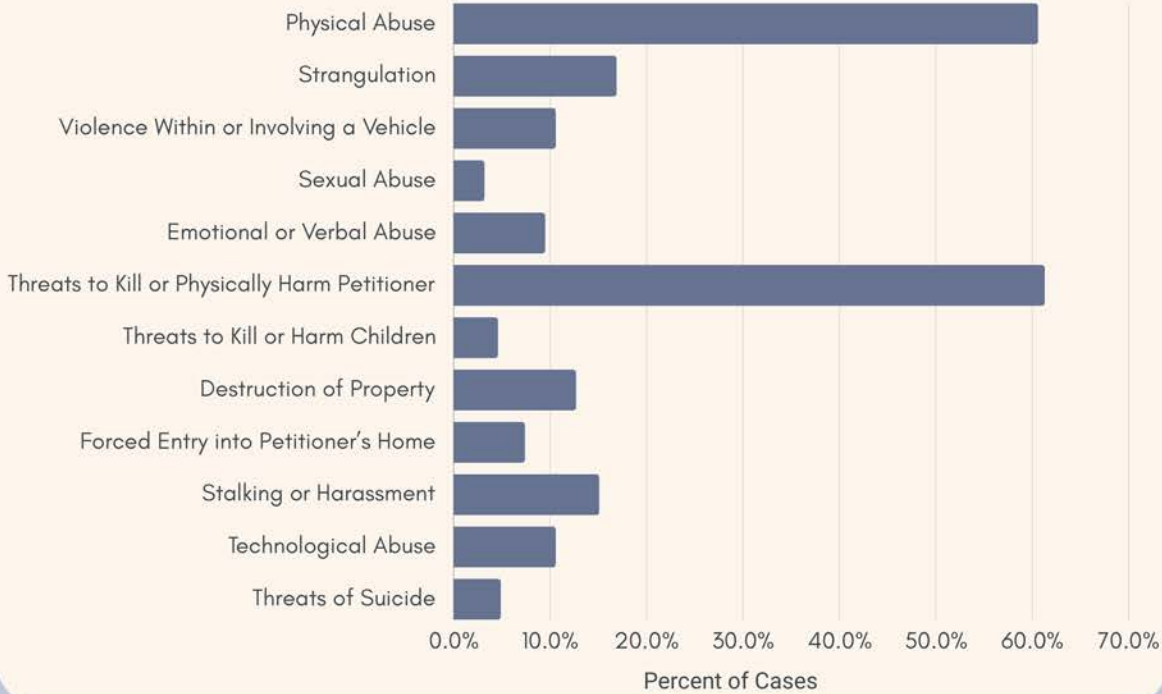


Respondent used or had access to a weapon

## Lawyer Representation

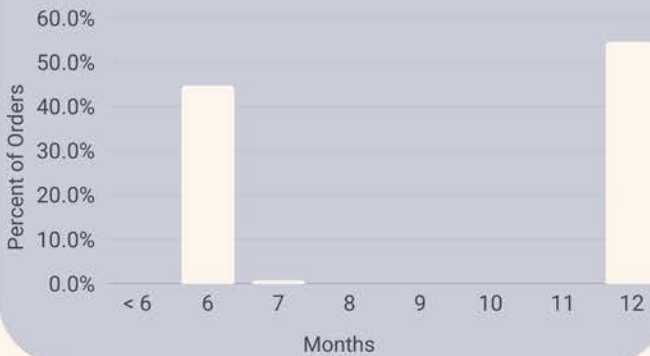


## Type of Abuse



78% of Petitioners reported more than one type of abuse.

## Duration of Order of Protection

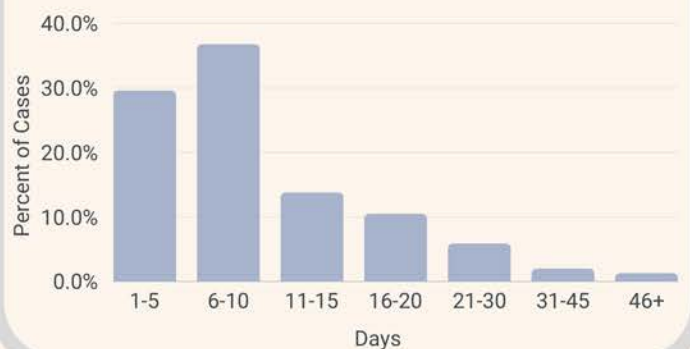


6% Respondent was intoxicated and/or had a substance use problem

11 days

Average time between filing and entry of an Order of Protection

## Days Between Filing and Entry of Order of Protection



# SUMTER

## COUNTY PROFILE



**189** CASES COLLECTED

**62** ORDERS OF PROTECTION GRANTED

### DEMOGRAPHICS

#### SEX

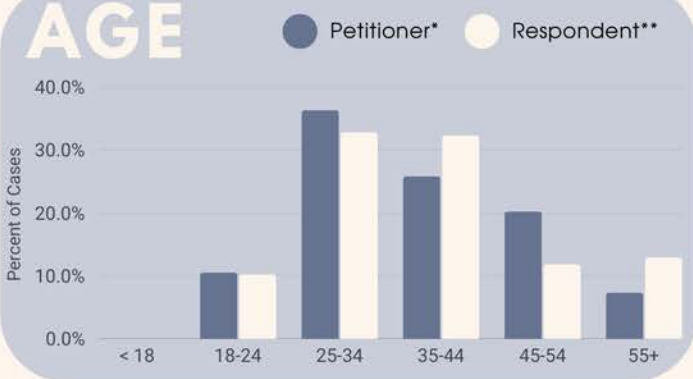


Petitioners\* were female

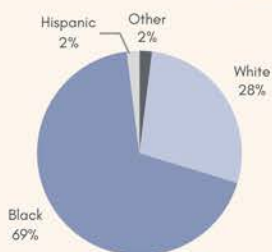


Respondents\*\* were male

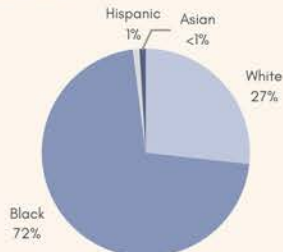
#### AGE



#### RACE



Petitioners\*



Respondents\*\*

### RELATIONSHIP OF PARTIES

41%

Current Spouse

10%

Former Spouse

1%

Family

22%

Lived together, never married

58%

Co-Parents

#### Number of Mutual Children



#### Ages of Children



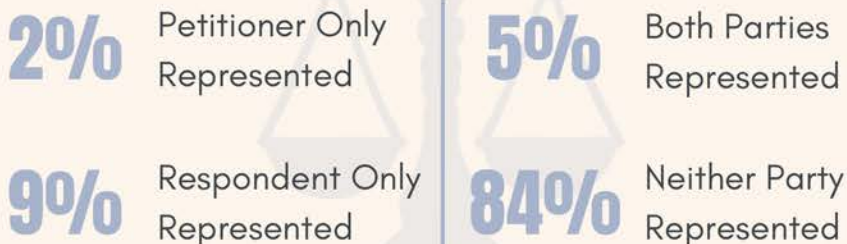
\*68% of files had petitioner sex data and 66% of files had petitioner age and race data

\*\*100% of files had respondent sex data and 98% of files had respondent age and race data

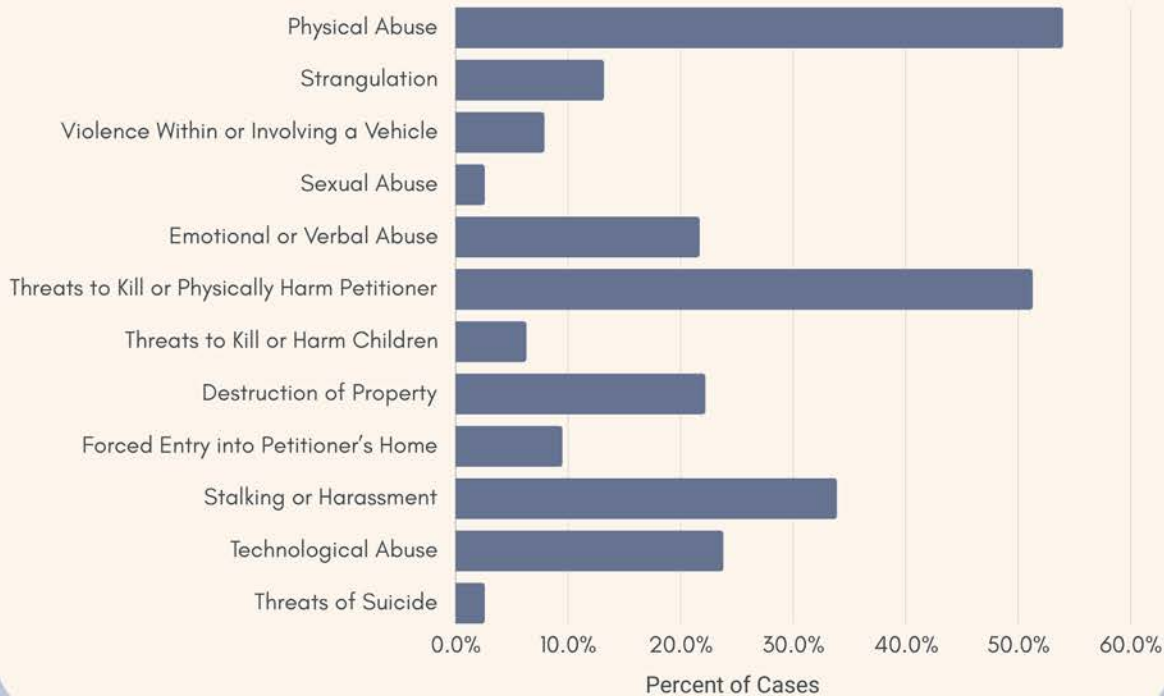


22% Respondent used or had access to a weapon

## Lawyer Representation

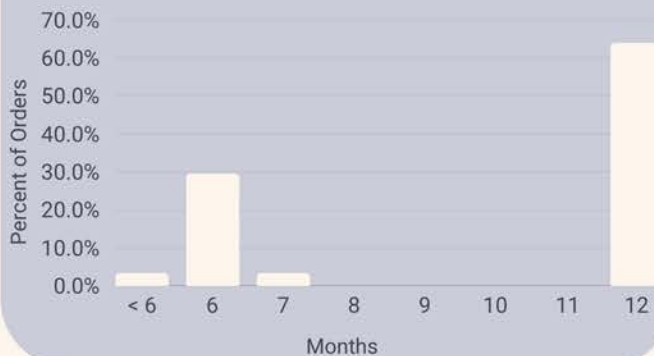


## Type of Abuse



85% of Petitioners reported more than one type of abuse.

## Duration of Order of Protection

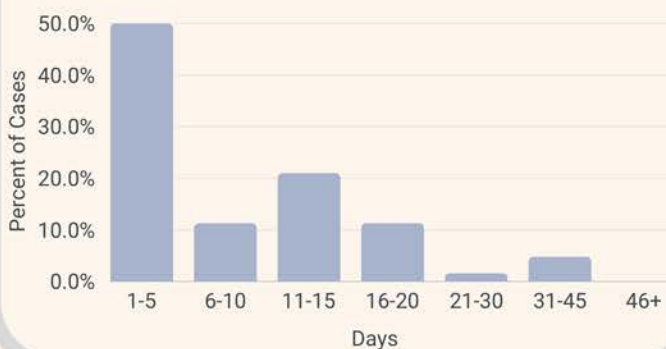


10% Respondent was intoxicated and/or had a substance use problem

9 days

Average time between filing and entry of an Order of Protection

## Days Between Filing and Entry of Order of Protection



# UNION COUNTY PROFILE



**29** CASES COLLECTED | **14** ORDERS OF PROTECTION GRANTED

## DEMOGRAPHICS

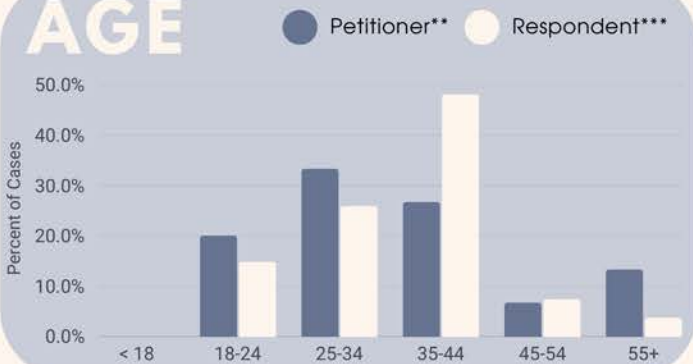
### SEX



Petitioners\*

Respondents\*\*\* were male

### AGE



### RACE



Petitioners\*

Respondents\*\*\*

## RELATIONSHIP OF PARTIES



Current Spouse



Former Spouse



Family



Lived together, never married



Co-Parents

### Number of Mutual Children



### Ages of Children



\*Petitioner sex and race not reported because fewer than 50% of files had this information.

\*\*52% of files had petitioner age data.

\*\*\*100% of files had respondent sex data, 93% of files had respondent age data, and 97% of files had respondent race data.

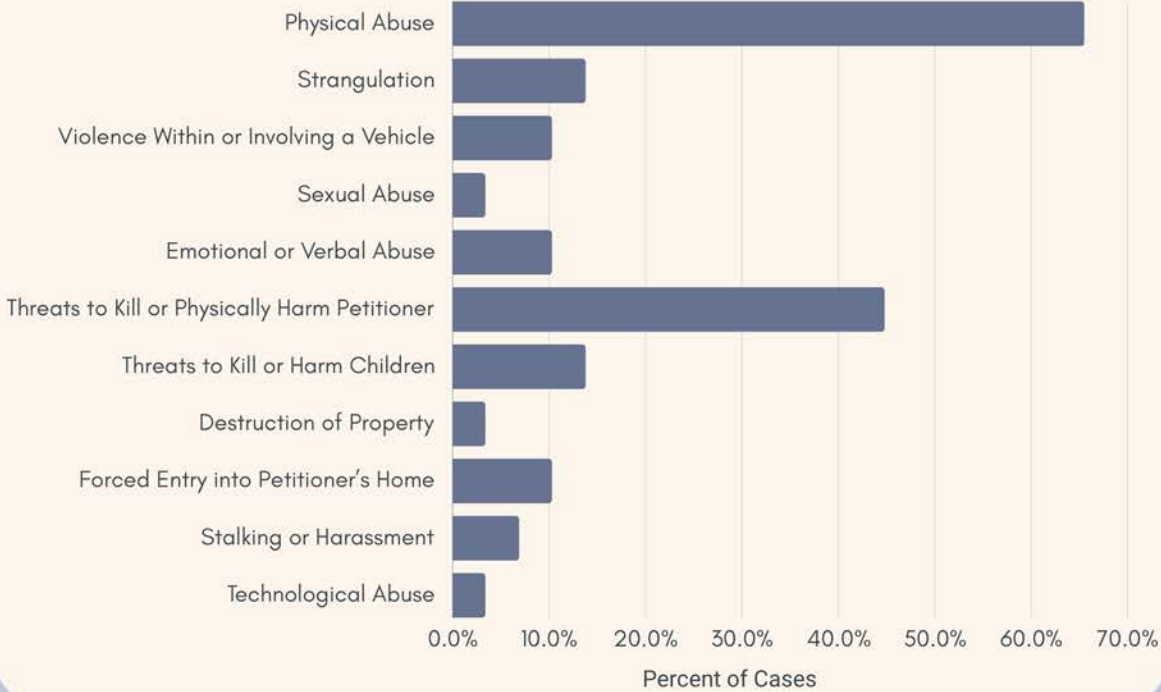


**24%**  
Respondent used or had access to a weapon

## Lawyer Representation

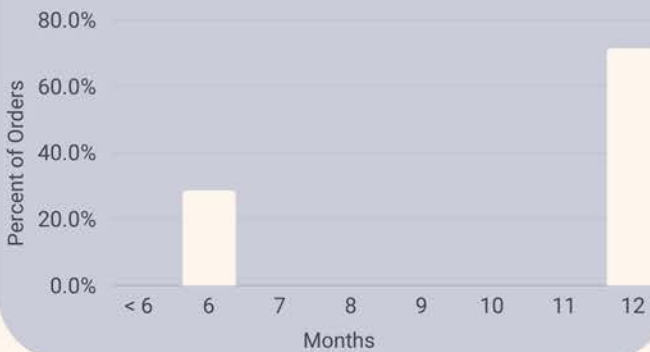


## Type of Abuse



**57%** of Petitioners reported more than one type of abuse.

## Duration of Order of Protection

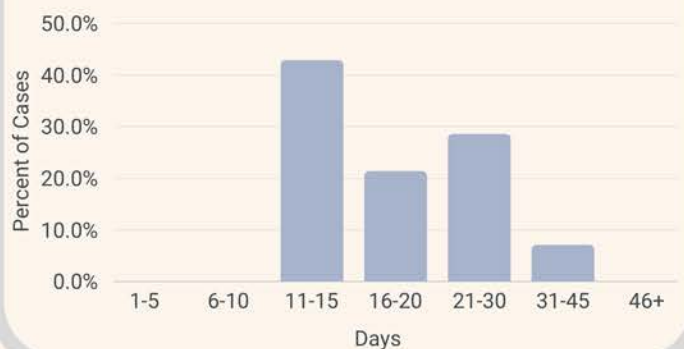


**17%** Respondent was intoxicated and/or had a substance use problem

**19 days**

Average time between filing and entry of an Order of Protection

## Days Between Filing and Entry of Order of Protection



# WILLIAMSBURG

130

## COUNTY PROFILE

12

CASES COLLECTED

5

ORDERS OF PROTECTION GRANTED



### DEMOGRAPHICS

#### SEX

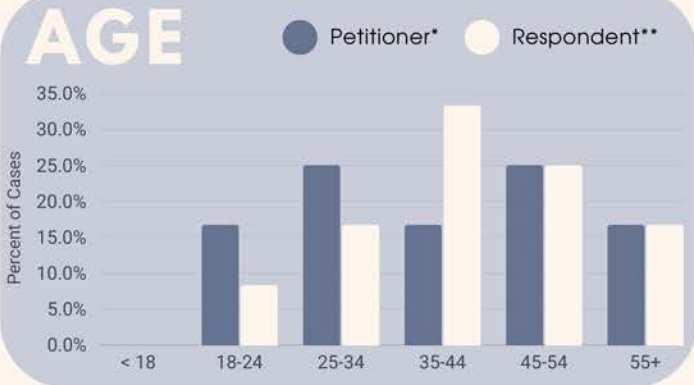


Petitioners\* were female

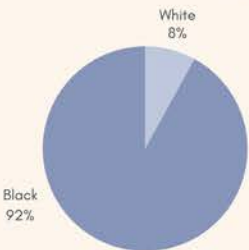


Respondents\*\* were male

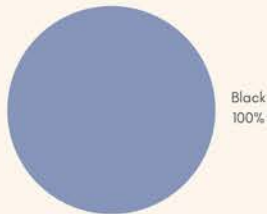
#### AGE



#### RACE



Petitioners\*



Respondents\*\*

### RELATIONSHIP OF PARTIES

50%

Current Spouse

8%

Former Spouse

0%

Family

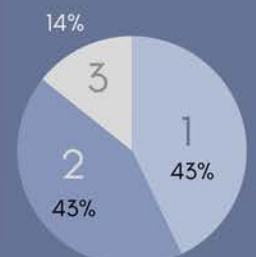
17%

Lived together, never married

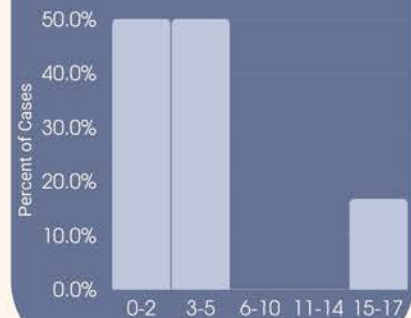
58%

Co-Parents

#### Number of Mutual Children



#### Ages of Children



\*100% of files had petitioner sex, age, and race data

\*\*100% of files had respondent sex, age, and race data



Respondent used or had access to a weapon

## Lawyer Representation

0%

Petitioner Only Represented

8%

Both Parties Represented

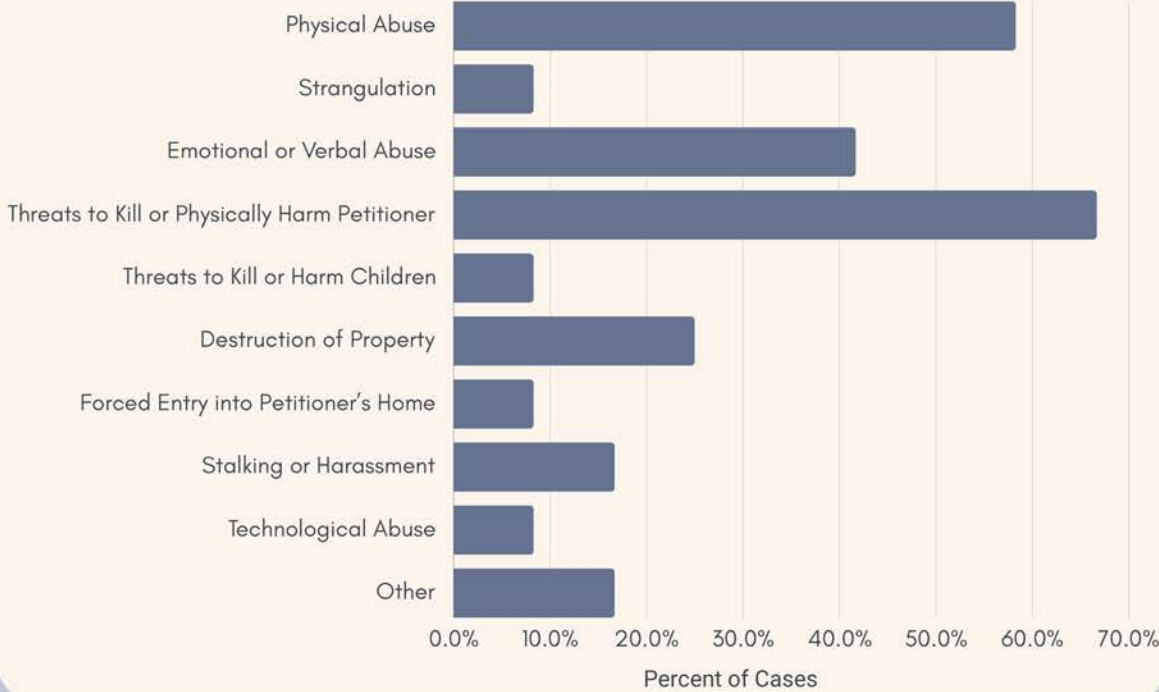
8%

Respondent Only Represented

83%

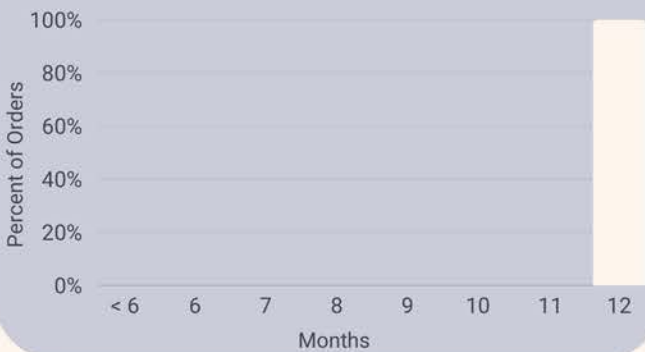
Neither Parties Represented

## Type of Abuse



75% of Petitioners reported more than one type of abuse.

## Duration of Order of Protection

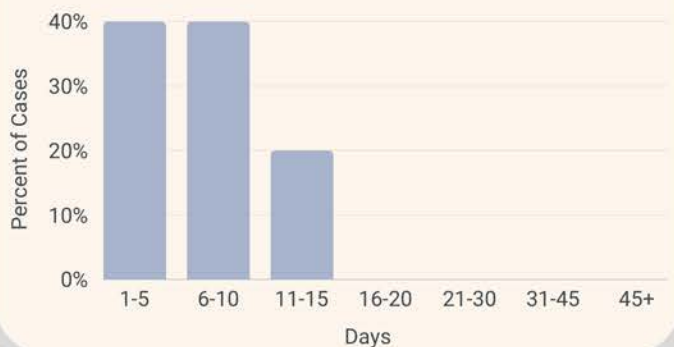


33% Respondent was intoxicated and/or had a substance use problem

7 days

Average time between filing and entry of an Order of Protection

## Days Between Filing and Entry of Order of Protection



# YORK COUNTY PROFILE

81

CASES COLLECTED

33

ORDERS OF PROTECTION GRANTED



## DEMOGRAPHICS

### SEX

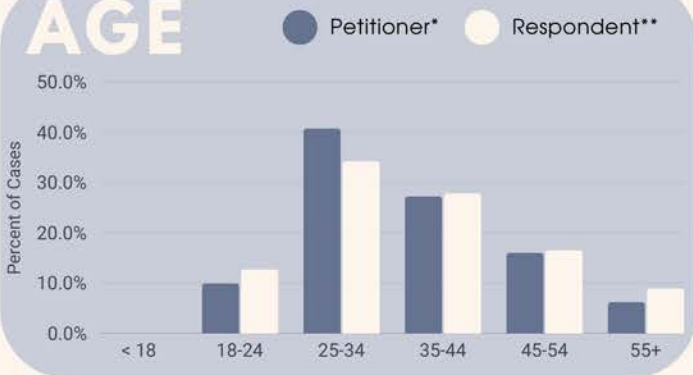


Petitioners\* were female

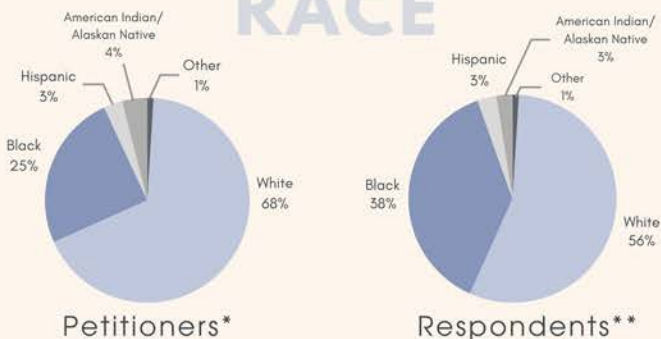


Respondents\*\* were male

### AGE



### RACE



## RELATIONSHIP OF PARTIES

42%

Current Spouse

0%

Former Spouse

0%

Family

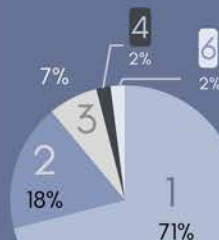
46%

Lived together, never married

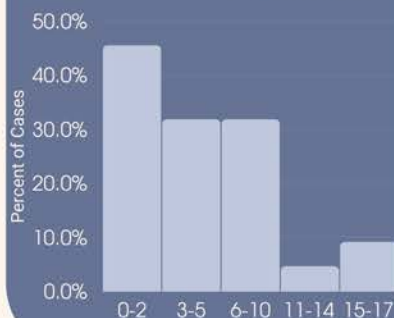
58%

Co-Parents

### Number of Mutual Children



### Ages of Children



\*99% of files had petitioner sex data, 100% of files had petitioner age data, and 99% of files had petitioner race data

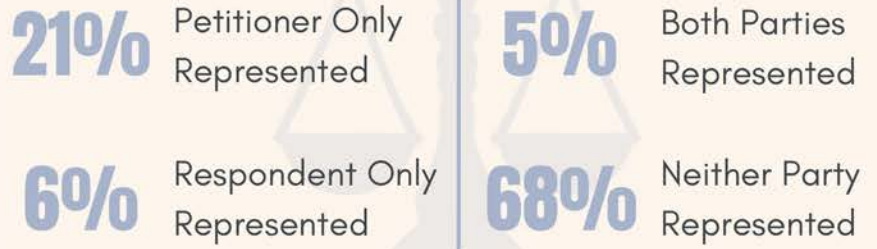
\*\*100% of files had respondent sex data, 98% of files had respondent age data, and 100% of files had respondent race data



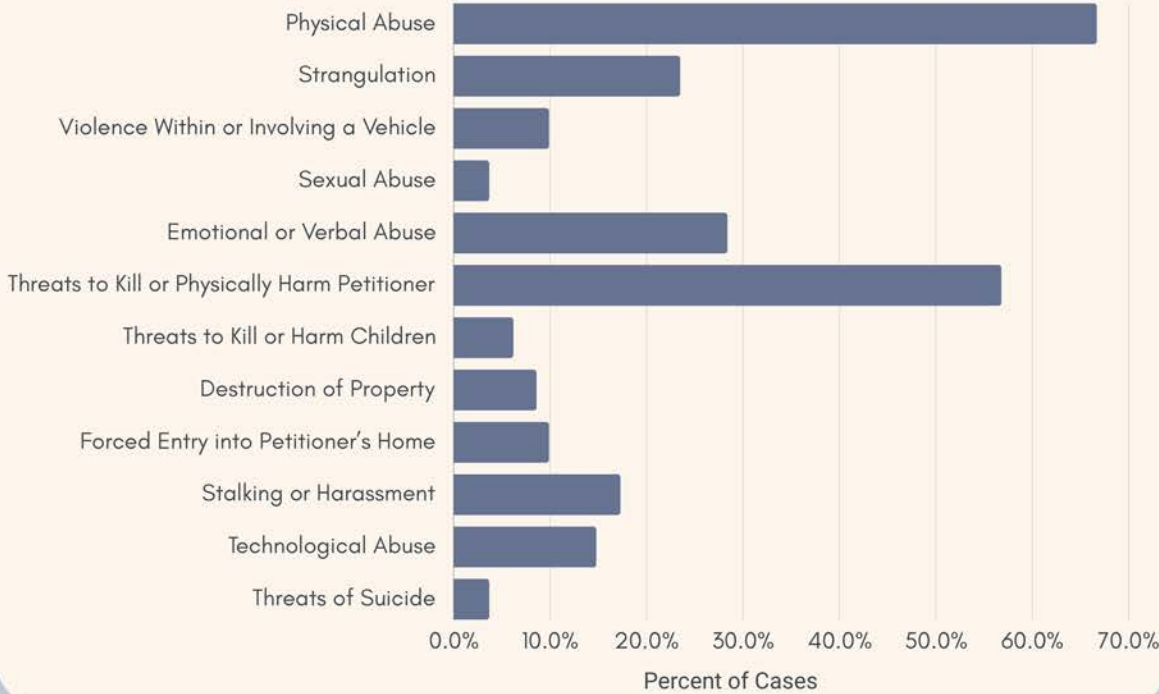


24% Respondent used or had access to a weapon

## Lawyer Representation

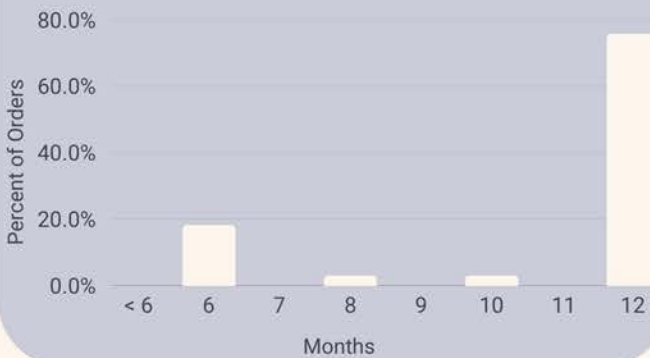


## Type of Abuse



86% of Petitioners reported more than one type of abuse.

## Duration of Order of Protection

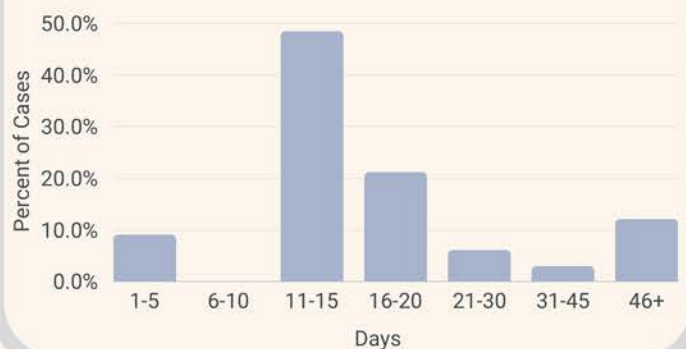


19% Respondent was intoxicated and/or had a substance use problem

21 days

Average time between filing and entry of an Order of Protection

## Days Between Filing and Entry of Order of Protection



# Appendix 4:

## Court Forms



# Petition for Order for Protection

STATE OF SOUTH CAROLINA )

IN THE FAMILY COURT  
\_\_\_\_\_ JUDICIAL CIRCUIT

COUNTY OF \_\_\_\_\_ )

\_\_\_\_\_  
Petitioner )**PETITION FOR ORDER OF PROTECTION**  
(For Use in Family Court)

vs. )

\_\_\_\_\_  
Respondent. )

Docket No. \_\_\_\_\_

Respondent's SSN: \_\_\_\_\_

Respondent's Date of Birth: \_\_\_\_\_

Respondent's Race: \_\_\_\_\_

Respondent's Sex: \_\_\_\_\_

I ask this court to issue an Order of Protection, because:

- This is the county where this case should be handled, since (check one):
  - a. The alleged act of abuse occurred in this county.
  - b. The person who caused the abuse lives in this county.
  - c. The person who caused the abuse and I last lived together in this county.
- The person who caused the abuse lives at \_\_\_\_\_ (street address) in or near the town or city of \_\_\_\_\_, which is in \_\_\_\_\_ County, and the State of \_\_\_\_\_.
- The person who was abused was (check one or both, and supply information):
  - a. \_\_\_\_\_, who is the person asking for an Order of Protection;
  - b. \_\_\_\_\_, who is a child/victim under 18 years old who lives with me.
- That the Respondent and the Petitioner (check one or more):
  - are spouses  were formerly spouses
  - have a child/children in common, who is/are: \_\_\_\_\_
  - are cohabiting  formerly have cohabited
- The abuse happened at \_\_\_\_\_ (address/location) on \_\_\_\_\_ (date), at \_\_\_\_\_ (time) (  a.m./ p.m.) when \_\_\_\_\_ (Name of person causing abuse) did this: \_\_\_\_\_.
- Is Petitioner/Victim aware of prior convictions of domestic violence or prior orders of protection against this Respondent? Yes  No . If yes, please state date: \_\_\_\_\_.
- I ask this court to grant the following temporary relief (check as many as apply and supply information)
  - a. issue an order of protection which prohibits and forbids \_\_\_\_\_ from abusing, threatening to abuse, or molesting, or engaging in any other conduct that would place Petitioner/Victim in reasonable fear of bodily injury.
  - b. issue an order of protection which restrains and prohibits \_\_\_\_\_ from using, attempting to use, or threatening to use physical force against Petitioner/Victim that would reasonably be expected to cause bodily injury.
  - c. issue an Order of Protection which restrains, prohibits, and forbids \_\_\_\_\_ from communicating or attempting to communicate with Petitioner/Victim in any way, and from

entering or attempting to enter the home of the victim, place of employment, education, or other location as the court may order.

- d. issue an order granting \_\_\_\_\_ temporary custody of the following minor child(ren).

Name	Date of Birth	Address

- grant reasonable visitation or  deny visitation.
- e. issue an order granting Petitioner temporary child support.  
(Financial Declaration [Form SCCA 430 or 430S Short Form Financial Declaration] MUST be completed and attached).
- f. issue an order granting Petitioner temporary financial support.  
(Financial Declaration [Form SCCA 430 or 430S Short Form Financial Declaration] MUST be completed and attached).
- g. issue an order granting Petitioner temporary exclusive use and possession of the home and furnishings.
- h. issue an order which forbids \_\_\_\_\_ from transferring, selling, destroying, encumbering, or otherwise disposing of real or personal property belonging to Petitioner or jointly owned.
- i. issue an order which indicates Respondent is prohibited and forbidden to abuse, harm, or molest, or threaten to abuse, harm or molest any pet animal owned, possessed, kept, or held by Petitioner/Victim.
- j. issue an order which gives Petitioner assistance from law enforcement in that Petitioner will be accompanied:  
 (1) in removing personal property from \_\_\_\_\_ (Street Address) in \_\_\_\_\_ (City) \_\_\_\_\_ (County), South Carolina.  
 (2) in placing Petitioner in possession of the home and furnishings at \_\_\_\_\_ (Street Address) in \_\_\_\_\_ (City) \_\_\_\_\_ (County), South Carolina.
- k. issue an order reimbursing Petitioner for costs and attorney's fees.
- l. hold a hearing within 15 days of the date of filing these papers.
- m. hold an emergency hearing within 24 hours.
- n. issue an order granting Petitioner/Victim the following additional requests:  
 \_\_\_\_\_

Sworn to and Subscribed before me  
 this \_\_\_\_\_ day of \_\_\_\_\_, \_\_\_\_\_

\_\_\_\_\_  
 Notary Public for South Carolina

\_\_\_\_\_  
 Signature of Petitioner

My Commission expires \_\_\_\_\_

**NOTICE TO RESPONDENT: YOU HAVE THE RIGHT TO EMPLOY COUNSEL TO REPRESENT YOU.**  
 SCCA 425 (3/2019)



# Motion for Emergency Hearing

STATE OF SOUTH CAROLINA, )  
 COUNTY OF \_\_\_\_\_ )  
 )  
 \_\_\_\_\_ )  
 ) Petitioner )  
 vs. )  
 )  
 \_\_\_\_\_ )  
 ) Respondent. )

IN THE FAMILY COURT

\_\_\_\_\_ JUDICIAL CIRCUIT

MOTION AND AFFIDAVIT FOR  
 EMERGENCY HEARING  
 (Protection From Domestic Abuse Act)  
 FILE NO. \_\_\_\_\_

I, \_\_\_\_\_ being duly sworn, state that I am (the Petitioner) (making this Petition on behalf of the Petitioner) and that the Petitioner is in immediate and present danger of bodily injury as shown by the following facts:

\_\_\_\_\_  
 \_\_\_\_\_  
 \_\_\_\_\_  
 \_\_\_\_\_  
 \_\_\_\_\_  
 \_\_\_\_\_

Therefore, I am requesting an emergency hearing.

Sworn to and Subscribed before me  
 this \_\_ day of \_\_\_\_\_, \_\_\_\_\_.

Notary Public for South Carolina

\_\_\_\_\_  
 Signature of Petitioner or Person Making  
 Petition on Behalf of Petitioner

My Commission expires \_\_\_\_\_

ORDER

Request for emergency hearing granted/denied (circle one).

\_\_\_\_\_, \_\_\_\_\_,  
 \_\_\_\_\_, S. C.

\_\_\_\_\_  
 (Judge of Family Court) (Magistrate)  
 \_\_\_\_\_ County, S.C.



# Order of Protection



STATE OF SOUTH CAROLINA )

IN THE FAMILY COURT

COUNTY OF \_\_\_\_\_ )

\_\_\_\_\_ JUDICIAL CIRCUIT

\_\_\_\_\_  
Petitioner, )

**FAMILY COURT ORDER  
PROTECTION FROM DOMESTIC ABUSE ACT  
(For Use By Family Court Judges)**

vs. )

Docket No.	_____
Judge:	_____
Attorney for Petitioner:	_____
Attorney for Respondent:	_____
Court Reporter:	_____

**PETITIONER IDENTIFIERS**

\_\_\_\_\_

Date of Birth of Petitioner

And or on behalf of minor family member(s) or other Protected persons: (list name and DOB)

\_\_\_\_\_

\_\_\_\_\_

\_\_\_\_\_

\_\_\_\_\_

\_\_\_\_\_

**RESPONDENT IDENTIFIERS**

SEX *		RACE *		DOB*	
EYES	HAIR	SOCIAL SECURITY #			
HEIGHT			WEIGHT		
DRIVERS LICENSE #			STATE		

Relationship to Petitioner: \_\_\_\_\_

Respondent's Address

**CAUTION:**

Weapon Involved

Weapon Present on Respondent's Property

Access to weapons

\*Indicates required information for entry into NCIC

**THE COURT HEREBY FINDS:**

That it has jurisdiction over the parties and subject matter.  
Respondent has been provided with reasonable notice and opportunity to be heard.  
Additional findings are set forth below.

**THE COURT HEREBY ORDERS:**

- That the above named Respondent be restrained from committing further acts of abuse or threats of abuse.
- That the above named Respondent be restrained from any contact with the Petitioner/Victim as set forth on the attached pages.

The terms of this order shall be effective until \_\_\_\_\_.

**WARNINGS TO RESPONDENT;**

This order shall be enforced in any county of South Carolina and by the courts of any state, District of Columbia, any U. S. Territory, and may be enforced on Tribal Lands (18 U.S.C. § 2265). Crossing state, territorial, or tribal boundaries to violate this order may result in federal imprisonment (18 U.S.C. § 2262).

State and federal law provides penalties for possessing, transporting, shipping, or receiving any firearm or ammunition (S.C. Code Ann. § 16-25-30 (A)(4) and 18 U.S.C. § 922).

Only the Court can change this order.

For Additional Information Call:

\_\_\_\_\_  
Phone Number - Sheriff

\_\_\_\_\_  
Phone Number - Clerk of Court

A Petition for Order of Protection was filed on \_\_\_\_\_. I held a hearing on \_\_\_\_\_. Respondent  was  was not given actual notice and an opportunity to participate. Respondent  did  did not appear. After hearing the evidence, and examining the affidavits and verified pleadings, I have determined that the petition should be GRANTED, based on these facts:

1. That the Respondent and the Petitioner/Victim (check one or more):

- are spouses  have this child/children in common:  are cohabiting  
 are former spouses  formerly have cohabited

2. Venue is properly in this county, since this is the county where

- a. the act of abuse occurred; or  
 b. the Respondent resides; or  
 c. the parties last resided together.

3. Abuse occurred on date \_\_\_\_\_ at \_\_\_\_\_ o'clock  a.m.  p.m. at \_\_\_\_\_ in this manner: \_\_\_\_\_.

4. \_\_\_\_\_ committed this abuse.

5. \_\_\_\_\_  was  were the victims of this abuse.

Check here if the victim is less than 18 years old and name: \_\_\_\_\_.

6.  The evidence establishes that Respondent represents a credible threat to the physical safety of the Petitioner/Victim. The Respondent used, attempted to use, or threatened to use physical force against Petitioner/Victim that is reasonably expected to cause bodily injury.

7. The  Petitioner  Respondent is a fit and proper person to have custody of the minor child or children.

8.  Respondent  Petitioner is employed at \_\_\_\_\_ and earns approximately \$ \_\_\_\_\_ gross per month and has reasonable monthly expenses of \$ \_\_\_\_\_.

9.  Respondent  Petitioner is employed and earns approximately \$ \_\_\_\_\_ gross per month, and has reasonable monthly expenses of \$ \_\_\_\_\_ for  himself  herself and the minor children.

10.  Petitioner  Respondent has shown a need for child support in the amount of \$ \_\_\_\_\_ per \_\_\_\_\_ and  Petitioner  Respondent has the ability to make these payments.

11.  Petitioner  Respondent has shown a need for temporary financial support in the amount of \$ \_\_\_\_\_ per \_\_\_\_\_ and  Petitioner  Respondent has the ability to make those payments.

12.  Petitioner  Respondent should have the use and possession of the home and furnishings located at \_\_\_\_\_ in \_\_\_\_\_, S.C., with  Respondent  Petitioner making the mortgage and/or rental payments plus any taxes and/or insurance on the property.

13.  Petitioner  Respondent retained an attorney, \$ \_\_\_\_\_ is a reasonable attorney's fee, and  Respondent  Petitioner should contribute to this expense.

14. Other: \_\_\_\_\_.

**IT IS THEREFORE ORDERED:**

- A. Respondent is temporarily restrained, prohibited, and forbidden to abuse, threaten to abuse, or molest Petitioner/Victim or engage in any other conduct that would place Petitioner/Victim in reasonable fear of bodily injury.
- B. Respondent is temporarily restrained and prohibited from using, attempting to use, or threatening to use physical force against Petitioner/Victim that would reasonably be expected to cause bodily injury.
- C. Respondent is temporarily restrained, prohibited, and forbidden to communicate or attempt to communicate with Petitioner/Victim in any way or to enter or attempt to enter Petitioner's/Victim's place of residence, employment, education or the following locations: \_\_\_\_\_.
- D.  Petitioner  Respondent is awarded temporary custody of the minor children named \_\_\_\_\_.
- E.  Respondent  Petitioner is awarded temporary visitation rights with the minor children as follows: \_\_\_\_\_.
- F.  Respondent  Petitioner shall pay the sum of \$ \_\_\_\_\_ each \_\_\_\_\_ as temporary child support through the clerk of court, plus 5% court costs, making a total payment of \$ \_\_\_\_\_, commencing on \_\_\_\_\_, and each and every \_\_\_\_\_ thereafter.
- G.  Respondent  Petitioner shall pay the sum of \$ \_\_\_\_\_ each \_\_\_\_\_ as temporary financial support through the clerk of court, plus 5% court costs, making a total payment of \$ \_\_\_\_\_, thereafter commencing on \_\_\_\_\_, and each and every \_\_\_\_\_ thereafter.
- H. The sole and exclusive possession of the residence and furnishings located at the aforementioned address appearing under number "12" of this order is awarded to  Petitioner  Respondent with  Respondent  Petitioner making the mortgage and/or rental payments plus any taxes and/or insurance on the property.
- I.  Respondent  Petitioner is temporarily restrained, prohibited, and forbidden to transfer, encumber, destroy, sell or otherwise dispose of, except in the ordinary course of business, real or personal property jointly owned or leased by the parties or in which  Petitioner  Respondent claims an equitable interest including, but not limited to, the following: \_\_\_\_\_.
- J.  Respondent  Petitioner shall be required to continue and keep in full force and effect without modification or alteration the following existing insurance coverages or policies:  life  health including family plan  dental including family plan  auto  rental  homeowners.
- K.  Respondent  Petitioner shall pay \$ \_\_\_\_\_ to the  Petitioner  Respondent by \_\_\_\_\_ date as a contribution toward  Petitioner's  Respondent's attorney fees.
- L.  Respondent  Petitioner is temporarily restrained, prohibited, and forbidden to abuse, harm, or molest, or threaten to abuse, harm, or molest any pet animal owned, possessed, kept, or held by the  Petitioner  Respondent or any family or household member designated in the order.
- M. The following law enforcement agencies shall be served with a copy of this Order by the Clerk of Court: \_\_\_\_\_.
- N. The law enforcement agencies listed below are directed to assist  Petitioner  Respondent as follows:
- 1 Accompany  Petitioner  Respondent to remove  his  her personal property from \_\_\_\_\_;
- 2 Accompany  Petitioner  Respondent to assist in placing  his  her in possession of the residence, located at \_\_\_\_\_;

3 Other: \_\_\_\_\_

RESPONSIBLE LAW ENFORCEMENT AGENCIES: \_\_\_\_\_

O. IT IS FURTHER ORDERED that Respondent is prohibited from shipping, transporting, receiving or possessing a firearm or ammunition pursuant to S.C. Code Ann. § 16-25-30(A)(4). Respondent caused physical harm, bodily injury, assault, or offered or attempted to cause physical harm or injury to a person's own household member with apparent and present ability under the circumstances reasonably creating fear of imminent peril based on the following findings of fact  
\_\_\_\_\_

P. IT IS FURTHER ORDERED, pursuant to S.C. Code Ann. § 63-3-530, that \_\_\_\_\_

Q. Federal Firearms Prohibition, pursuant to 18 U.S.C § 922.

- |  |  |
|--|--|
| 1. Does this Order protect an intimate partner, a child of an intimate partner, or a child of the Respondent?  | <input type="checkbox"/> YES <input type="checkbox"/> NO |
| 2. Did the person restrained have actual notice and an opportunity to participate in the hearing?  | <input type="checkbox"/> YES <input type="checkbox"/> NO |
| 3. Does the Order find the restrained person a credible threat or explicitly prohibit the use, attempted use, or use, or threatened use of physical force? | <input type="checkbox"/> YES <input type="checkbox"/> NO |

THE PROVISIONS OF THIS ORDER SHALL EXPIRE ON \_\_\_\_\_ a date which is not less than 6 months and does not exceed 12 months from the date of this Order UNLESS OTHERWISE PROVIDED BY S.C. CODE ANN. § 20-4-70.

**VIOLATION OF THIS ORDER IS A CRIMINAL OFFENSE PUNISHABLE BY NOT MORE THAN THIRTY DAYS IN JAIL AND A FINE OF NOT MORE THAN FIVE HUNDRED DOLLARS OR MAY CONSTITUTE CONTEMPT OF COURT PUNISHABLE BY UP TO ONE YEAR IN JAIL AND/OR A FINE NOT TO EXCEED FIFTEEN HUNDRED DOLLARS.**

**PURSUANT TO § 16-25-125 OF THE SOUTH CAROLINA CODE OF LAWS, IT IS UNLAWFUL FOR A PERSON WHO HAS BEEN CHARGED WITH OR CONVICTED OF CRIMINAL DOMESTIC VIOLENCE OR CRIMINAL DOMESTIC VIOLENCE OF A HIGH AND AGGRAVATED NATURE, WHO IS SUBJECT TO AN ORDER OF PROTECTION, OR WHO IS SUBJECT TO A RESTRAINING ORDER, TO ENTER OR REMAIN UPON THE GROUNDS OR STRUCTURE OF A DOMESTIC VIOLENCE SHELTER IN WHICH THE PERSON'S HOUSEHOLD MEMBER RESIDES OR THE DOMESTIC VIOLENCE SHELTER'S ADMINISTRATIVE OFFICES. A PERSON WHO VIOLATES THIS PROVISION IS GUILTY OF A MISDEMEANOR AND, UPON CONVICTION, MUST BE FINED NOT MORE THAN THREE THOUSAND DOLLARS OR IMPRISONED FOR NOT MORE THAN THREE YEARS, OR BOTH. IF THE PERSON IS IN POSSESSION OF A DANGEROUS WEAPON AT THE TIME OF THE VIOLATION, THE PERSON IS GUILTY OF A FELONY AND, UPON CONVICTION, MUST BE FINED NOT MORE THAN FIVE THOUSAND DOLLARS OR IMPRISONED FOR NOT MORE THAN FIVE YEARS, OR BOTH.**

AND IT IS SO ORDERED.

\_\_\_\_\_, Date  
\_\_\_\_\_, SC

\_\_\_\_\_  
FAMILY COURT JUDGE

COPY GIVEN TO PETITIONER BY \_\_\_\_\_ initials

COPY GIVEN TO RESPONDENT BY \_\_\_\_\_ initials

RESPONDENT'S HOME ADDRESS: \_\_\_\_\_

RESPONDENT'S PLACE OF EMPLOYMENT: \_\_\_\_\_

Information which may be of assistance to law enforcement in identifying the respondent: \_\_\_\_\_

**ATTACH PHOTOSTATIC COPY OF RESPONDENT'S DRIVERS LICENSE, IF AVAILABLE.**